

# Parent Club Statistics

Select a breed to generate reports

Spaniels (Welsh Springer)

**Your report will include data on the following:**

Spaniels (Welsh Springer)

The Sporting Group

All Breed (AKC only, no FSS/MISC)

# Spaniels (Welsh Springer)

as of 4/1/2026 8:57:44 AM

2026 LOW ENTRY BREED

	2012	2013	2014	2015	2016	2017	2018	2019	2020	2021	2022	2023	2024	2025
Registered Litters	43	48	43	39	51	45	47	48	49	62	58	39	33	44
Litter Complement	256	274	256	226	299	210	261	237	267	331	307	228	171	227
Avg. Complement	5.95	5.71	5.95	5.79	5.86	4.67	5.55	4.94	5.45	5.34	5.29	5.85	5.18	5.16
Registered Pups (to date)	193	201	196	171	243	168	198	192	210	272	253	177	137	141
Return Rate (to date)	75.4%	73.4%	76.6%	75.7%	81.3%	80.0%	75.9%	81.0%	78.7%	82.2%	82.4%	77.6%	80.1%	62.1%
Limited Registrations (to date)	87	98	84	78	133	89	90	94	123	154	129	93	66	64
% Complement Registered Limited (to date)	34.0%	35.8%	32.8%	34.5%	44.5%	42.4%	34.5%	39.7%	46.1%	46.5%	42.0%	40.8%	38.6%	28.2%
Revoked Limited (to date)	1	5	4	2	2	0	2	1	5	1	4	0	4	0
Litters From Revoked Limited (to date)	0	6	2	0	2	0	0	0	0	0	1	0	0	0
Complement Bitches Bred	24	21	27	8	25	17	23	20	16	19	13	2	2	0
Complement Dogs Bred	16	12	15	10	17	8	9	7	10	7	8	3	0	0
Total Complement Bred (to date)	40	33	42	18	42	25	32	27	26	26	21	5	2	0
% Complement Bred (to date)	15.6%	12.0%	16.4%	8.0%	14.0%	11.9%	12.3%	11.4%	9.7%	7.9%	6.8%	2.2%	1.2%	0.0%
Complement Bitches in Conformation	38	39	35	35	48	32	37	33	37	35	40	27	28	17
Complement Dogs in Conformation	31	28	31	24	37	17	30	27	26	29	36	30	13	12
Total Complement in Conformation (to date)	69	67	66	59	85	49	67	60	63	64	76	57	41	29
% Complement in Conformation (to date)	27.0%	24.5%	25.8%	26.1%	28.4%	23.3%	25.7%	25.3%	23.6%	19.3%	24.8%	25.0%	24.0%	12.8%
Total Complement in Companion (to date)	19	11	11	18	23	17	16	14	13	9	11	6	6	1
% Complement in Companion (to date)	7.4%	4.0%	4.3%	8.0%	7.7%	8.1%	6.1%	5.9%	4.9%	2.7%	3.6%	2.6%	3.5%	0.4%
Total Comp. Placing in Performance (to date)	12	8	10	7	17	12	17	13	20	14	20	11	7	0
% Comp. Placing in Performance (to date)	4.7%	2.9%	3.9%	3.1%	5.7%	5.7%	6.5%	5.5%	7.5%	4.2%	6.5%	4.8%	4.1%	0.0%
Total Comp. with a Family Dog Title (to date)	18	18	20	23	29	20	23	19	27	26	24	15	14	13
% Comp. with a Family Dog Title (to date)	7.0%	6.6%	7.8%	10.2%	9.7%	9.5%	8.8%	8.0%	10.1%	7.9%	7.8%	6.6%	8.2%	5.7%
Total Complement with a TRP Title (to date)	3	2	3	4	4	2	3	1	1	2	2	2	0	0
% Complement with a TRP Title (to date)	1.2%	0.7%	1.2%	1.8%	1.3%	1.0%	1.1%	0.4%	0.4%	0.6%	0.7%	0.9%	0.0%	0.0%
Total Complement in Sports/Events (to date)	73	71	67	62	86	58	69	64	67	67	82	59	42	29
% Complement in Sports/Events (to date)	28.5%	25.9%	26.2%	27.4%	28.8%	27.6%	26.4%	27.0%	25.1%	20.2%	26.7%	25.9%	24.6%	12.8%

# Spaniels (Welsh Springer)

as of 4/1/2026 8:58:10 AM

2026 LOW ENTRY BREED

	2012	2013	2014	2015	2016	2017	2018	2019	2020	2021	2022	2023	2024	2025
AKC Dog Registrations	201	204	182	195	243	178	196	184	210	273	250	177	165	133
FSS Registrations	0	0	0	0	0	0	0	0	0	0	0	0	0	0
Conditional Registrations	0	0	0	0	0	0	0	0	0	0	0	0	0	0
Open Registrations	0	0	0	0	0	0	0	0	0	0	0	0	0	0
Foreign Registrations	9	3	7	5	6	4	2	5	0	1	1	10	9	1
<b>Total Dogs Registered</b>	<b>210</b>	<b>207</b>	<b>189</b>	<b>200</b>	<b>249</b>	<b>182</b>	<b>198</b>	<b>189</b>	<b>210</b>	<b>274</b>	<b>251</b>	<b>187</b>	<b>174</b>	<b>134</b>
Unique Bitches Bred (each year)	40	44	41	37	49	42	44	42	45	55	54	39	32	42
Unique Dogs Bred (each year)	37	37	32	31	41	35	42	31	39	48	43	26	26	34
<b>Total Bred (each year)</b>	<b>77</b>	<b>81</b>	<b>73</b>	<b>68</b>	<b>90</b>	<b>77</b>	<b>86</b>	<b>73</b>	<b>84</b>	<b>103</b>	<b>97</b>	<b>65</b>	<b>58</b>	<b>76</b>
Female:Male	1.08	1.19	1.28	1.19	1.20	1.20	1.05	1.35	1.15	1.15	1.26	1.50	1.23	1.24
Unique Bitches in Conformation (each year)	135	145	146	138	144	149	140	142	116	150	144	128	117	117
Unique Dogs in Conformation (each year)	139	142	124	134	128	140	117	120	97	113	118	129	115	90
<b>Total in Conformation (each year)</b>	<b>274</b>	<b>287</b>	<b>270</b>	<b>272</b>	<b>272</b>	<b>289</b>	<b>257</b>	<b>262</b>	<b>213</b>	<b>263</b>	<b>262</b>	<b>257</b>	<b>232</b>	<b>207</b>
% Change Conformation		4.7%	-5.9%	0.7%	0.0%	6.3%	-11.1%	1.9%	-18.7%	23.5%	-0.4%	-1.9%	-9.7%	-10.8%
Unique Bitches in Companion (each year)	39	42	37	31	39	44	35	38	22	23	25	29	33	34
Unique Dogs in Companion (each year)	31	36	38	36	39	45	41	46	27	30	30	39	37	36
<b>Total Uniques in Companion (each year)</b>	<b>70</b>	<b>78</b>	<b>75</b>	<b>67</b>	<b>78</b>	<b>89</b>	<b>76</b>	<b>84</b>	<b>49</b>	<b>53</b>	<b>55</b>	<b>68</b>	<b>70</b>	<b>70</b>
% Change Companion		11.4%	-3.8%	-10.7%	16.4%	14.1%	-14.6%	10.5%	-41.7%	8.2%	3.8%	23.6%	2.9%	0.0%
Unique Bitches Placing in Performance (each year)	5	6	7	5	7	7	9	15	12	15	25	32	38	31
Unique Dogs Placing in Performance (each year)	6	6	7	8	5	6	13	17	13	18	24	35	37	35
<b>Total Uniques Placing in Performance (each year)</b>	<b>11</b>	<b>12</b>	<b>14</b>	<b>13</b>	<b>12</b>	<b>13</b>	<b>22</b>	<b>32</b>	<b>25</b>	<b>33</b>	<b>49</b>	<b>67</b>	<b>75</b>	<b>66</b>
% Change Performance		9.1%	16.7%	-7.1%	-7.7%	8.3%	69.2%	45.5%	-21.9%	32.0%	48.5%	36.7%	11.9%	-12.0%
Total Uniques Earning a Family Dog Title (each year)	1	1	1	1	1	6	36	37	47	25	32	31	26	34
% Change Family Dog Titles		0%	0%	0%	0%	500%	500%	3%	27%	-47%	28%	-3%	-16%	31%
Total Uniques Earning a TRP Title (each year)	0	0	0	1	2	0	0	1	5	4	2	2	2	5
% Change Title Recognition Program (TRP)					100%	-100%			400%	-20%	-50%	0%	0%	150%
Total Uniques in Sports/Events (each year)	318	323	328	312	319	334	306	317	255	305	305	327	306	264
% Change in Participating in Sports/Events		1.6%	1.5%	-4.9%	2.2%	4.7%	-8.4%	3.6%	-19.6%	19.6%	0.0%	7.2%	-6.4%	-13.7%

# Spaniels (Welsh Springer)

as of 4/1/2026 8:57:44 AM

2026 LOW ENTRY BREED

## % Change YOY

	2012	2013	2014	2015	2016	2017	2018	2019	2020	2021	2022	2023	2024	2025
Registered Litters	-10.4%	11.6%	-10.4%	-9.3%	30.8%	-11.8%	4.4%	2.1%	2.1%	26.5%	-6.5%	-32.8%	-15.4%	33.3%
Litter Complement	-1.2%	7.0%	-6.6%	-11.7%	32.3%	-29.8%	24.3%	-9.2%	12.7%	24.0%	-7.3%	-25.7%	-25.0%	32.7%
Registered Dogs	5.5%	-1.4%	-8.7%	5.8%	24.5%	-26.9%	8.8%	-4.5%	11.1%	30.5%	-8.4%	-25.5%	-7.0%	-23.0%

## % Change Relative to 2012

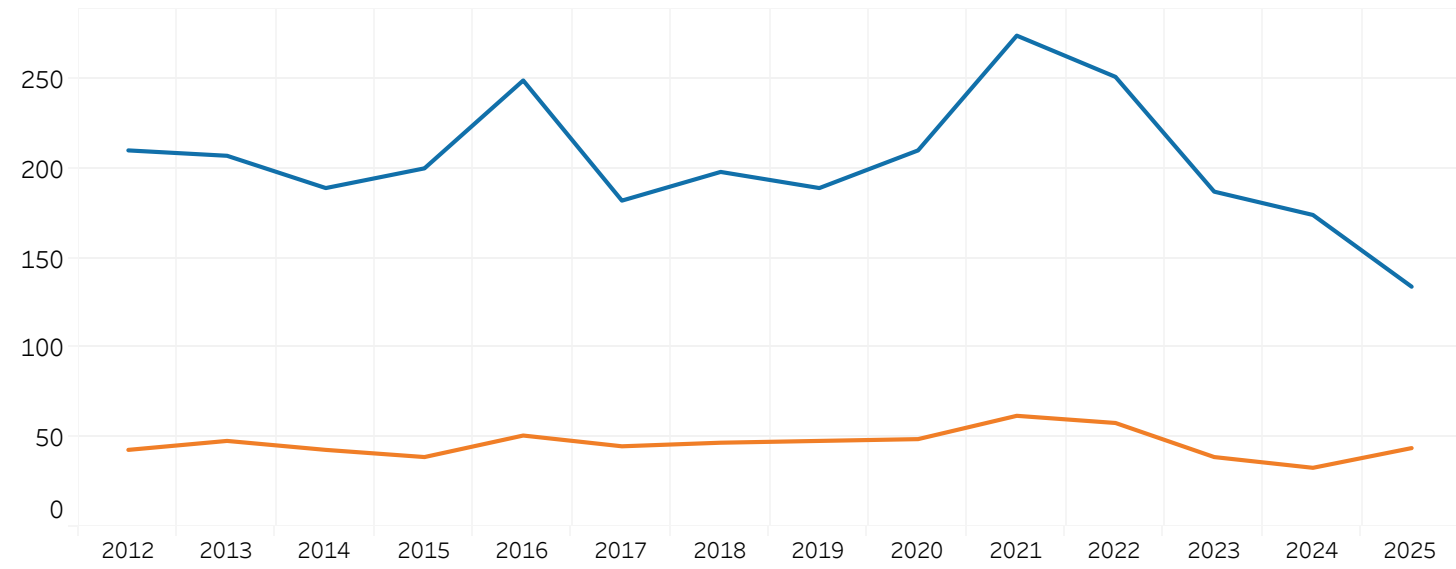
	2012	2013	2014	2015	2016	2017	2018	2019	2020	2021	2022	2023	2024	2025
Registered Litters	0.0%	11.6%	0.0%	-9.3%	18.6%	4.7%	9.3%	11.6%	14.0%	44.2%	34.9%	-9.3%	-23.3%	2.3%
Litter Complement	0.0%	7.0%	0.0%	-11.7%	16.8%	-18.0%	2.0%	-7.4%	4.3%	29.3%	19.9%	-10.9%	-33.2%	-11.3%
Registered Dogs	0.0%	-1.4%	-10.0%	-4.8%	18.6%	-13.3%	-5.7%	-10.0%	0.0%	30.5%	19.5%	-11.0%	-17.1%	-36.2%

## Annual Rankings

	2012	2013	2014	2015	2016	2017	2018	2019	2020	2021	2022	2023	2024	2025
Rank by Litters Registered	134	127	133	136	129	134	130	131	135	129	129	143	150	132
Rank by Dogs Registered	125	124	127	128	123	133	128	130	128	126	126	132	138	141

### AKC Dog and Litter Registrations

Spaniels (Welsh Springer)

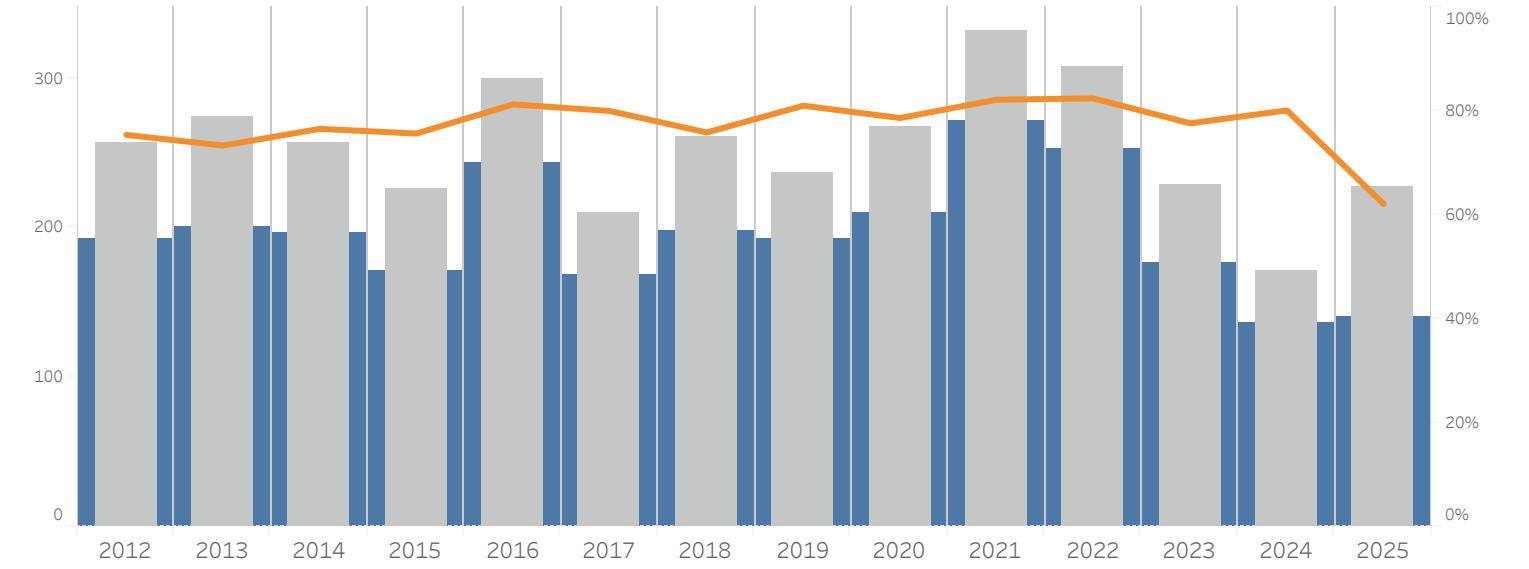


Registered Litters	43	48	43	39	51	45	47	48	49	62	58	39	33	44
Total Dogs Registered	210	207	189	200	249	182	198	189	210	274	251	187	174	134

Registered Litters Total Dogs Registered

### % of Each Year's Litter Complement that were Eventually Registered

Spaniels (Welsh Springer)

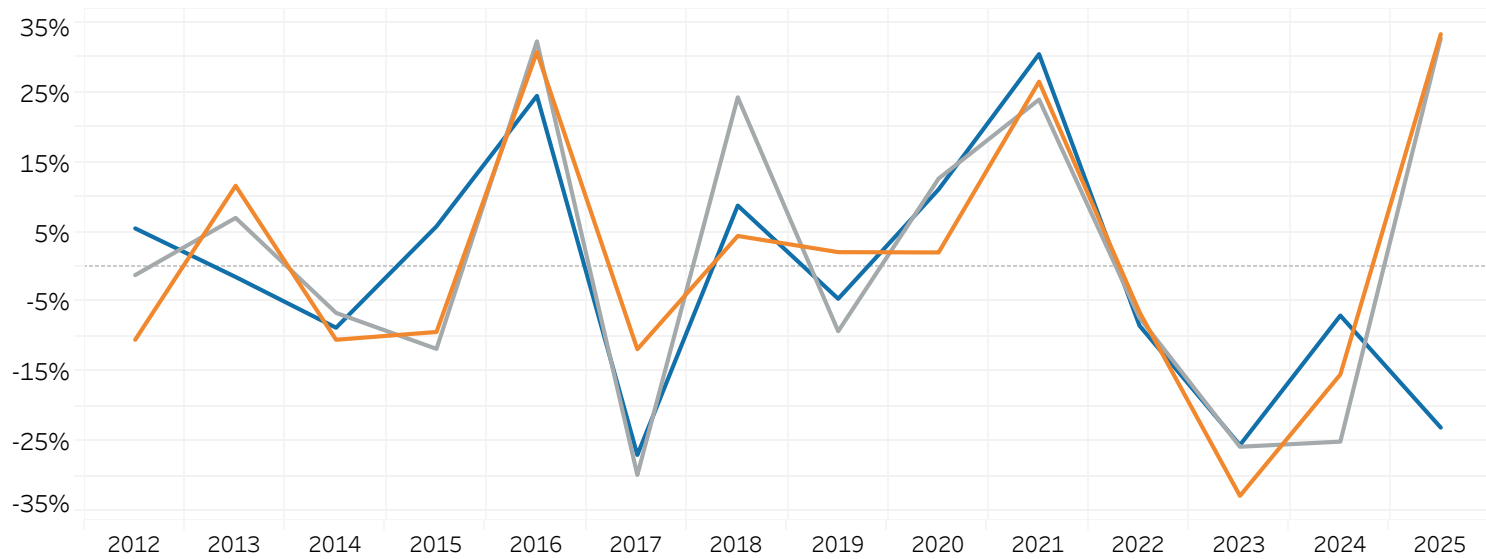


Return Rate (to da..	75.4%	73.4%	76.6%	75.7%	81.3%	80.0%	75.9%	81.0%	78.7%	82.2%	82.4%	77.6%	80.1%	62.1%
Litter Complement	256	274	256	226	299	210	261	237	267	331	307	228	171	227
Registered Pups (t..	193	201	196	171	243	168	198	192	210	272	253	177	137	141

Litter Complement Registered Pups (to d.. Return Rate (to date)

### % Change from Previous Year (YOY)

Spaniels (Welsh Springer)

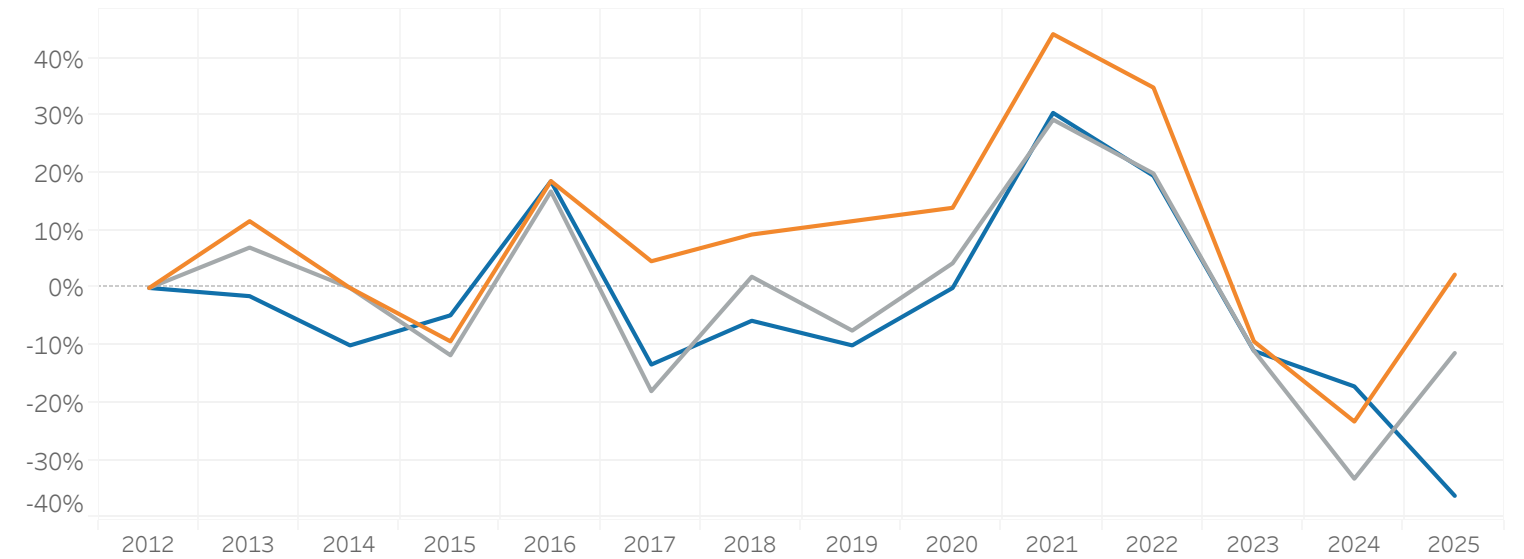


Registered Litters	-10.4%	11.6%	-10.4%	-9.3%	30.8%	-11.8%	4.4%	2.1%	2.1%	26.5%	-6.5%	-32.8%	-15.4%	33.3%
Litter Complement	-1.2%	7.0%	-6.6%	-11.7%	32.3%	-29.8%	24.3%	-9.2%	12.7%	24.0%	-7.3%	-25.7%	-25.0%	32.7%
Registered Dogs	5.5%	-1.4%	-8.7%	5.8%	24.5%	-26.9%	8.8%	-4.5%	11.1%	30.5%	-8.4%	-25.5%	-7.0%	-23.0%

Registered Litters Litter Complement Registered Dogs

### % Change Relative to 2012

Spaniels (Welsh Springer)

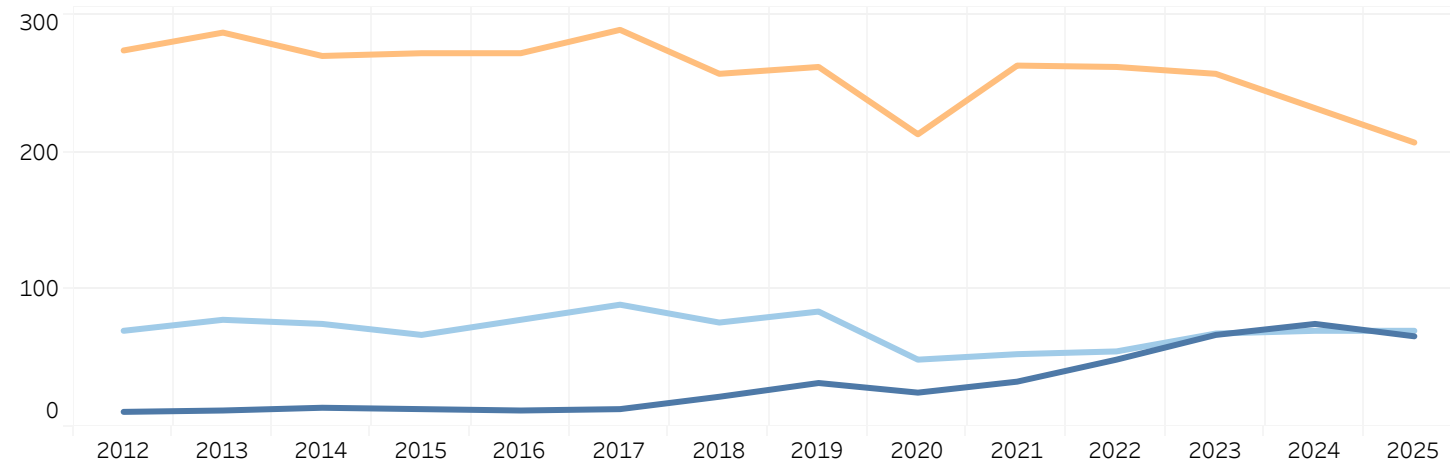


Registered Litters	0.0%	11.6%	0.0%	-9.3%	18.6%	4.7%	9.3%	11.6%	14.0%	44.2%	34.9%	-9.3%	-23.3%	2.3%
Litter Complement	0.0%	7.0%	0.0%	-11.7%	16.8%	-18.0%	2.0%	-7.4%	4.3%	29.3%	19.9%	-10.9%	-33.2%	-11.3%
Registered Dogs	0.0%	-1.4%	-10.0%	-4.8%	18.6%	-13.3%	-5.7%	-10.0%	0.0%	30.5%	19.5%	-11.0%	-17.1%	-36.2%

Registered Litters Litter Complement Registered Dogs

### Competing: Total Unique Dogs by Sport Each Year

Spaniels (Welsh Springer)

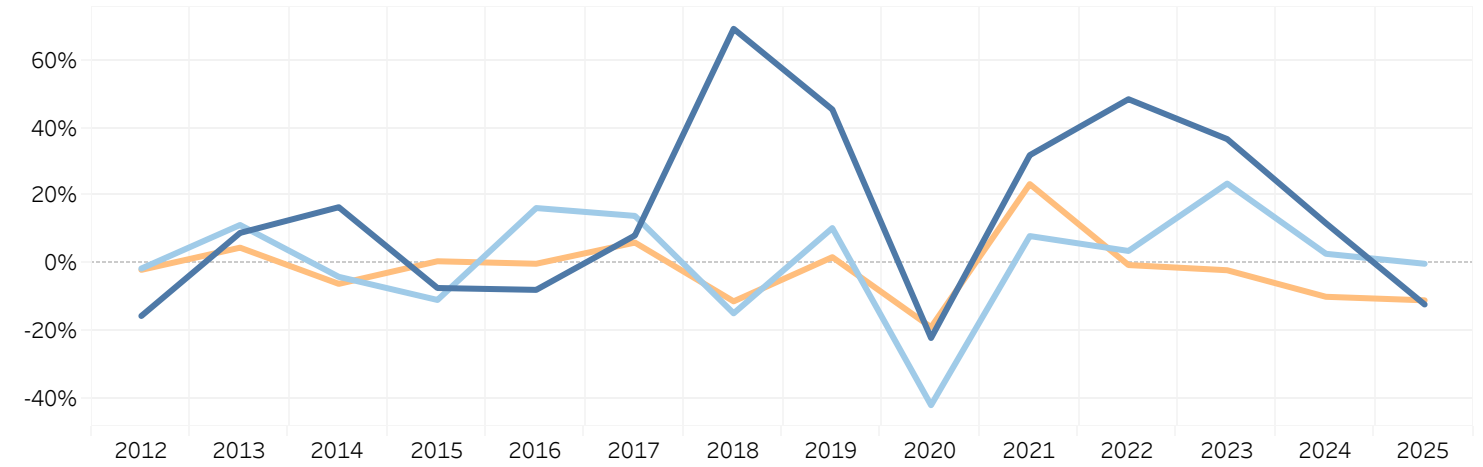


Total Uniques in Companion (each year)	70	78	75	67	78	89	76	84	49	53	55	68	70	70
Total Uniques Placing in Performance (each year)	11	12	14	13	12	13	22	32	25	33	49	67	75	66
Total in Conformation (each year)	274	287	270	272	272	289	257	262	213	263	262	257	232	207

■ Total Uniques Placing in Performance (each year)
 ■ Total Uniques in Companion (each year)
 ■ Total in Conformation (each year)

### Competing: % Change Unique Total Dogs Year over Year by Sport

Spaniels (Welsh Springer)

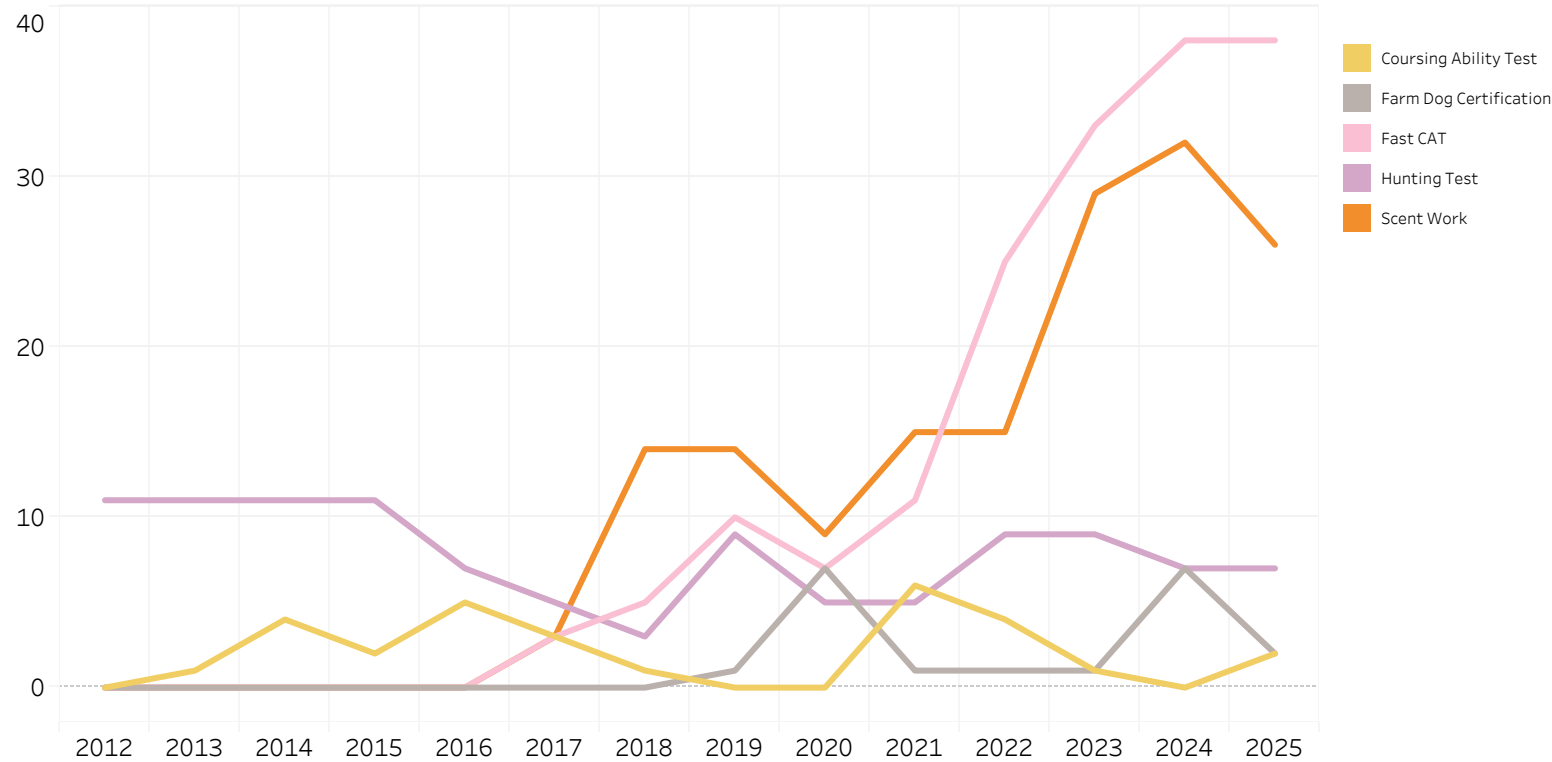


% Change Companion	-1.4%	11.4%	-3.8%	-10.7%	16.4%	14.1%	-14.6%	10.5%	-41.7%	8.2%	3.8%	23.6%	2.9%	0.0%
% Change Performance	-15.4%	9.1%	16.7%	-7.1%	-7.7%	8.3%	69.2%	45.5%	-21.9%	32.0%	48.5%	36.7%	11.9%	-12.0%
% Change Conformation	-1.8%	4.7%	-5.9%	0.7%	0.0%	6.3%	-11.1%	1.9%	-18.7%	23.5%	-0.4%	-1.9%	-9.7%	-10.8%

■ % Change Performance
 ■ % Change Companion
 ■ % Change Conformation

### Performance: Total Unique Dogs Placing

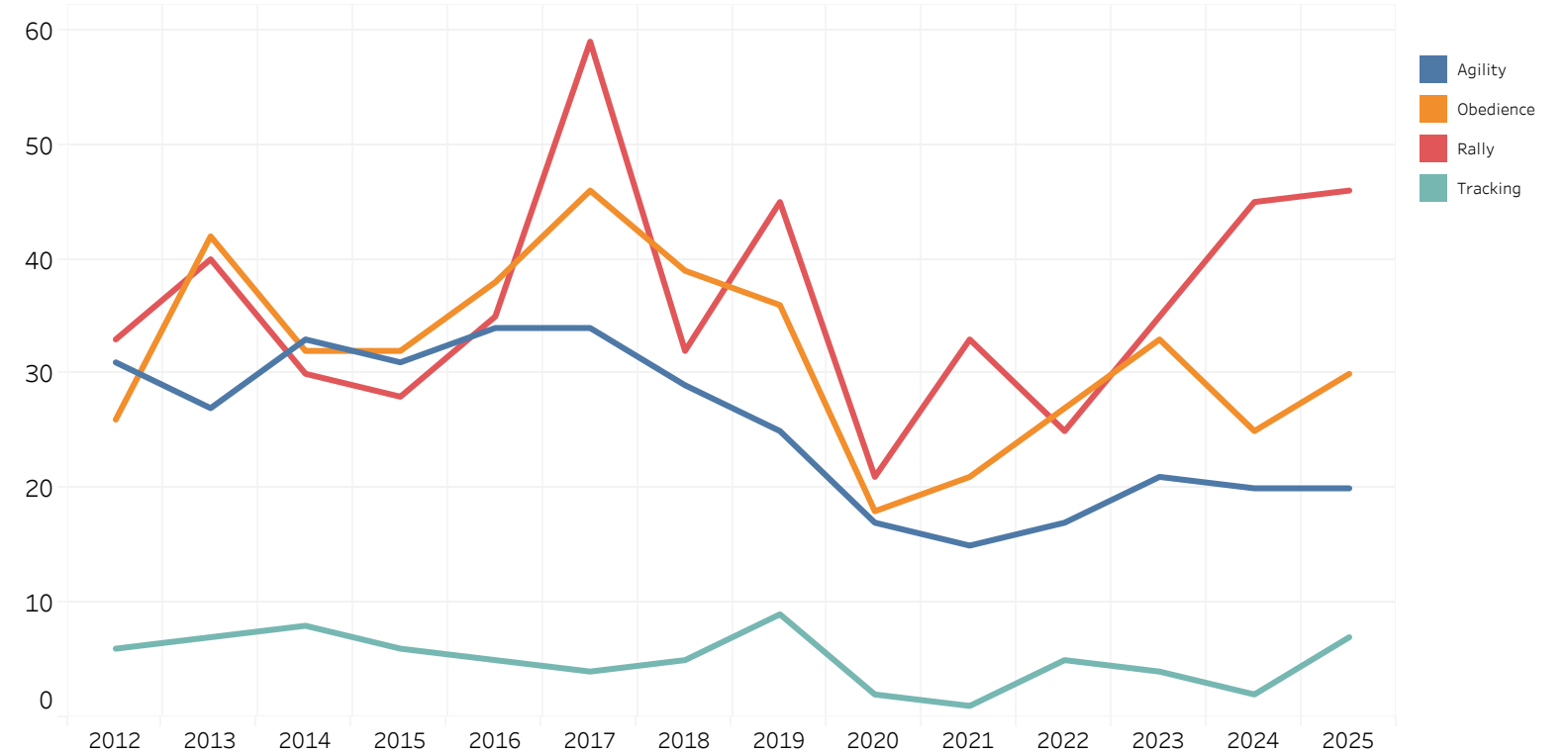
Spaniels (Welsh Springer)



■ Coursing Ability Test
 ■ Farm Dog Certification
 ■ Fast CAT
 ■ Hunting Test
 ■ Scent Work

### Companion: Total Unique Dogs Entered

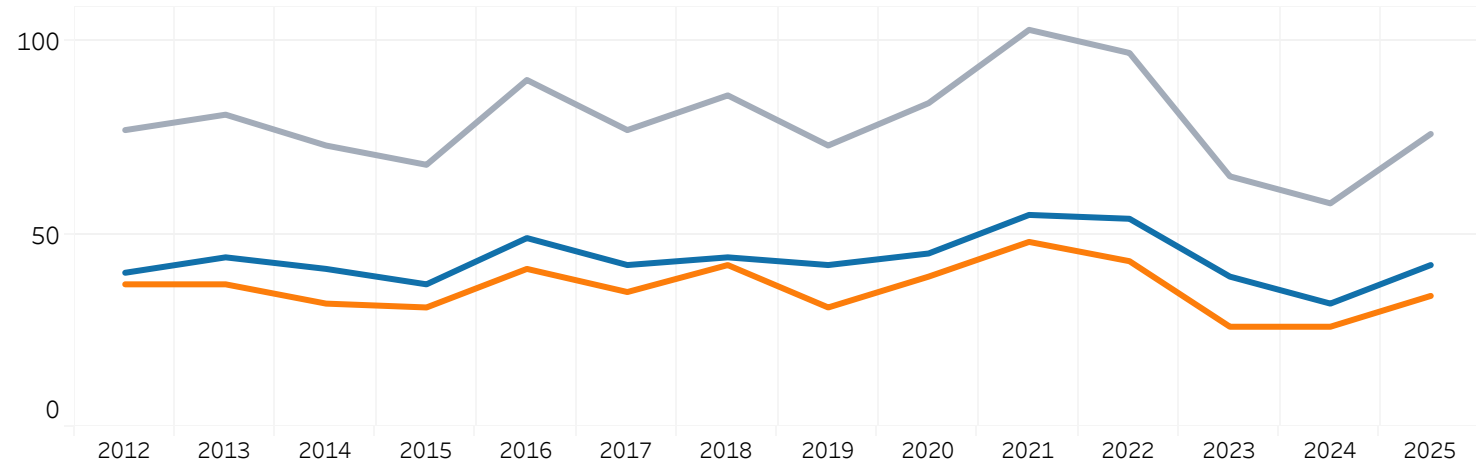
Spaniels (Welsh Springer)



■ Agility
 ■ Obedience
 ■ Rally
 ■ Tracking

### Breeding: Unique Individual Dogs and Bitches Bred Each Year

Spaniels (Welsh Springer)

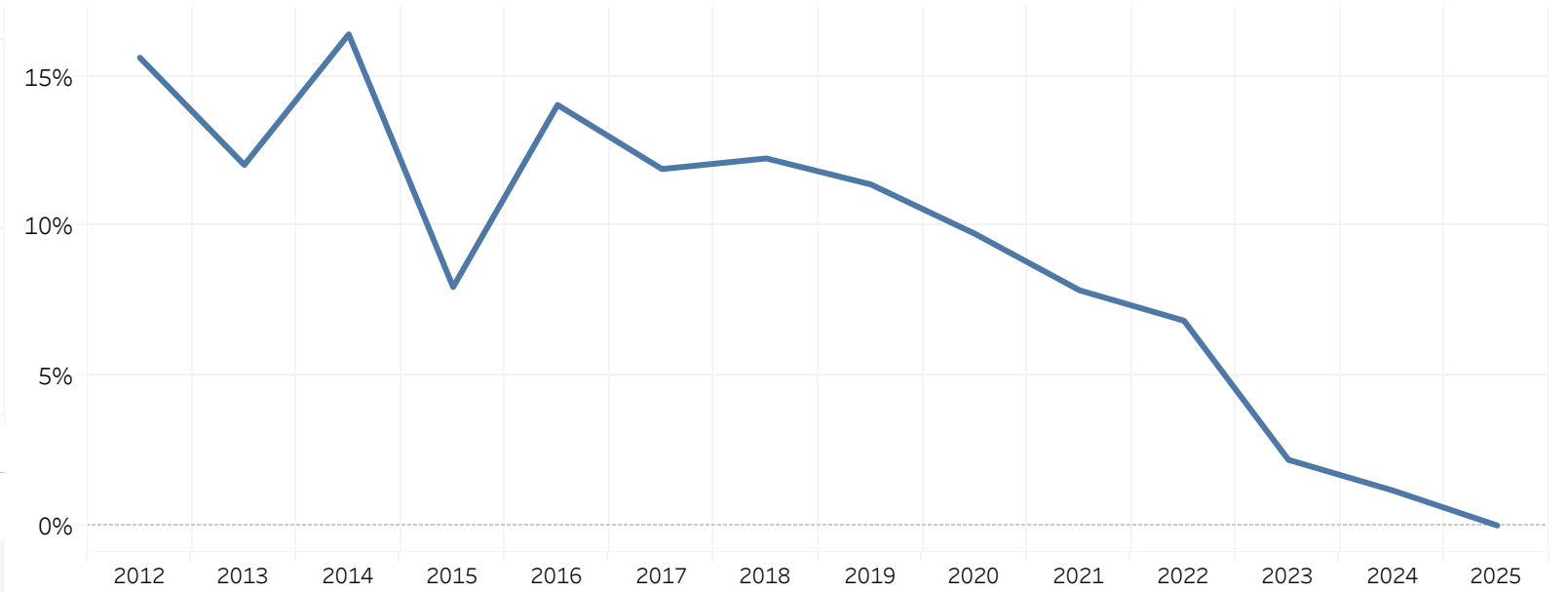


Unique Dogs Bred (each year)	37	37	32	31	41	35	42	31	39	48	43	26	26	34
Unique Bitches Bred (each year)	40	44	41	37	49	42	44	42	45	55	54	39	32	42
Total Bred (each year)	77	81	73	68	90	77	86	73	84	103	97	65	58	76

■ Unique Bitches Bred (each year)
 ■ Unique Dogs Bred (each year)
 ■ Total Bred (each year)

### % of Each Year's Litter Complement that have been Bred (to date)

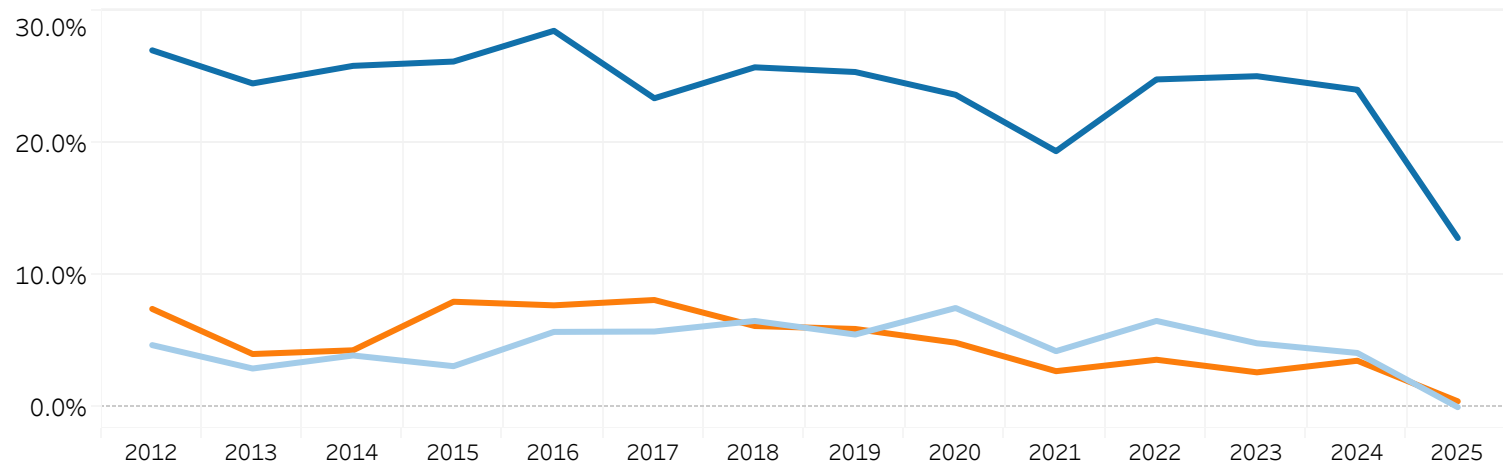
Spaniels (Welsh Springer)



2012	2013	2014	2015	2016	2017	2018	2019	2020	2021	2022	2023	2024	2025
15.6%	12.0%	16.4%	8.0%	14.0%	11.9%	12.3%	11.4%	9.7%	7.9%	6.8%	2.2%	1.2%	0.0%

### Competing: % of Each Year's Litter Competing in Sports

Spaniels (Welsh Springer)



% Complement in Companion (to date)	7.4%	4.0%	4.3%	8.0%	7.7%	8.1%	6.1%	5.9%	4.9%	2.7%	3.6%	2.6%	3.5%	0.4%
% Comp. Placing in Performance (to date)	4.7%	2.9%	3.9%	3.1%	5.7%	5.7%	6.5%	5.5%	7.5%	4.2%	6.5%	4.8%	4.1%	0.0%
% Complement in Conformation (to date)	27.0%	24.5%	25.8%	26.1%	28.4%	23.3%	25.7%	25.3%	23.6%	19.3%	24.8%	25.0%	24.0%	12.8%

■ % Comp. Placing in Performance (to date)
 ■ % Complement in Conformation (to date)
 ■ % Complement in Companion (to date)

# The Sporting Group

as of 4/1/2026 8:57:44 AM

	2012	2013	2014	2015	2016	2017	2018	2019	2020	2021	2022	2023	2024	2025
<b>Registered Litters</b>	47,739	47,265	48,011	50,222	55,130	60,051	62,499	64,274	69,343	76,107	71,793	62,553	53,626	48,200
<b>Litter Complement</b>	327,118	324,354	329,030	344,633	383,555	422,371	439,540	455,563	495,782	544,006	512,041	444,660	379,536	337,112
<b>Avg. Complement</b>	6.85	6.86	6.85	6.86	6.96	7.03	7.03	7.09	7.15	7.15	7.13	7.11	7.08	6.99
<b>Registered Pups (to date)</b>	128,320	131,507	137,532	145,293	163,739	174,917	174,850	176,294	205,958	224,089	179,448	142,447	120,811	96,352
<b>Return Rate (to date)</b>	39.2%	40.5%	41.8%	42.2%	42.7%	41.4%	39.8%	38.7%	41.5%	41.2%	35.0%	32.0%	31.8%	28.6%
<b>Limited Registrations (to date)</b>	24,864	27,335	29,755	33,985	40,340	44,003	46,697	51,958	69,698	74,780	59,267	48,852	44,598	39,455
<b>% Complement Registered Limited (to date)</b>	7.6%	8.4%	9.0%	9.9%	10.5%	10.4%	10.6%	11.4%	14.1%	13.7%	11.6%	11.0%	11.8%	11.7%
<b>Revoked Limited (to date)</b>	610	711	790	974	1,105	1,026	1,128	1,178	1,322	1,263	909	559	291	87
<b>Litters From Revoked Limited (to date)</b>	1,037	1,421	1,306	1,943	2,067	1,945	2,075	1,958	1,733	1,278	779	297	67	4
<b>Complement Bitches Bred</b>	17,456	18,636	19,898	21,789	24,223	25,726	24,253	22,338	22,502	25,383	15,248	7,986	2,752	273
<b>Complement Dogs Bred</b>	9,722	9,861	10,811	11,327	12,537	13,259	12,526	11,901	10,583	11,979	8,306	4,863	2,339	266
<b>Total Complement Bred (to date)</b>	27,178	28,497	30,709	33,116	36,760	38,985	36,779	34,239	33,085	37,362	23,554	12,849	5,091	539
<b>% Complement Bred (to date)</b>	8.3%	8.8%	9.3%	9.6%	9.6%	9.2%	8.4%	7.5%	6.7%	6.9%	4.6%	2.9%	1.3%	0.2%
<b>Complement Bitches in Conformation</b>	4,117	3,869	3,836	3,899	3,826	3,863	3,656	3,276	3,278	3,893	3,622	3,156	2,736	1,706
<b>Complement Dogs in Conformation</b>	3,196	2,887	3,053	2,821	2,880	2,761	2,605	2,425	2,257	2,630	2,659	2,279	2,010	1,201
<b>Total Complement in Conformation (to date)</b>	7,313	6,756	6,889	6,720	6,706	6,624	6,261	5,701	5,535	6,523	6,281	5,435	4,746	2,907
<b>% Complement in Conformation (to date)</b>	2.2%	2.1%	2.1%	1.9%	1.7%	1.6%	1.4%	1.3%	1.1%	1.2%	1.2%	1.2%	1.3%	0.9%
<b>Total Complement in Companion (to date)</b>	2,273	2,132	2,218	2,194	2,236	2,167	2,028	2,067	2,008	2,232	1,862	1,386	802	167
<b>% Complement in Companion (to date)</b>	0.7%	0.7%	0.7%	0.6%	0.6%	0.5%	0.5%	0.5%	0.4%	0.4%	0.4%	0.3%	0.2%	0.0%
<b>Total Comp. Placing in Performance (to date)</b>	5,742	5,635	6,125	6,210	6,614	6,915	6,624	6,520	6,825	8,087	6,997	5,348	3,399	701
<b>% Comp. Placing in Performance (to date)</b>	1.8%	1.7%	1.9%	1.8%	1.7%	1.6%	1.5%	1.4%	1.4%	1.5%	1.4%	1.2%	0.9%	0.2%
<b>Total Comp. with a Family Dog Title (to date)</b>	2,759	3,271	3,724	4,049	4,608	5,004	4,958	4,805	5,276	6,126	5,192	4,144	3,196	1,662
<b>% Comp. with a Family Dog Title (to date)</b>	0.8%	1.0%	1.1%	1.2%	1.2%	1.2%	1.1%	1.1%	1.1%	1.1%	1.0%	0.9%	0.8%	0.5%
<b>Total Complement with a TRP Title (to date)</b>	344	333	429	481	549	594	560	567	542	542	476	323	171	34
<b>% Complement with a TRP Title (to date)</b>	0.1%	0.1%	0.1%	0.1%	0.1%	0.1%	0.1%	0.1%	0.1%	0.1%	0.1%	0.1%	0.0%	0.0%
<b>Total Complement in Sports/Events (to date)</b>	12,513	11,933	12,432	12,264	12,517	12,784	12,023	11,479	11,509	13,555	12,226	9,936	7,580	3,503
<b>% Complement in Sports/Events (to date)</b>	3.8%	3.7%	3.8%	3.6%	3.3%	3.0%	2.7%	2.5%	2.3%	2.5%	2.4%	2.2%	2.0%	1.0%

# The Sporting Group

as of 4/1/2026 8:58:10 AM

	2012	2013	2014	2015	2016	2017	2018	2019	2020	2021	2022	2023	2024	2025
AKC Dog Registrations	131,090	131,374	135,672	141,407	157,282	170,350	173,812	173,140	202,226	226,747	192,117	157,756	139,267	122,471
FSS Registrations	285	261	239	241	166	230	144	206	108	106	38	0	1	0
Conditional Registrations	344	306	419	435	572	802	803	840	1,006	1,105	907	729	594	430
Open Dogs	342	295	300	296	310	333	344	323	318	409	541	274	109	56
Foreign Registrations	1,030	972	1,092	1,106	1,141	1,340	1,343	1,442	1,066	1,337	1,561	1,329	1,248	924
<b>Total Dogs Registered</b>	<b>133,091</b>	<b>133,208</b>	<b>137,722</b>	<b>143,485</b>	<b>159,471</b>	<b>173,055</b>	<b>176,446</b>	<b>175,951</b>	<b>204,724</b>	<b>229,704</b>	<b>195,164</b>	<b>160,088</b>	<b>141,219</b>	<b>123,881</b>
Unique Bitches Bred (each year)	42,171	41,514	41,986	43,838	47,596	51,793	54,072	55,382	58,586	64,544	62,254	54,877	46,915	41,830
Unique Dogs Bred (each year)	27,917	27,044	26,705	27,231	28,868	31,070	32,600	33,618	35,179	37,943	37,694	34,576	29,954	26,461
<b>Total Bred (each year)</b>	<b>70,088</b>	<b>68,558</b>	<b>68,691</b>	<b>71,069</b>	<b>76,464</b>	<b>82,863</b>	<b>86,672</b>	<b>89,000</b>	<b>93,765</b>	<b>102,487</b>	<b>99,948</b>	<b>89,453</b>	<b>76,869</b>	<b>68,291</b>
Female:Male	1.51	1.54	1.57	1.61	1.65	1.67	1.66	1.65	1.67	1.70	1.65	1.59	1.57	1.58
Unique Bitches in Conformation (each year)	12,605	12,370	12,020	11,764	11,637	11,484	11,312	11,206	7,801	10,119	10,976	10,858	10,128	9,690
Unique Dogs in Conformation (each year)	10,650	10,346	9,939	9,707	9,349	9,224	8,936	8,772	6,208	7,770	8,487	8,402	8,079	7,532
<b>Total in Conformation (each year)</b>	<b>23,255</b>	<b>22,716</b>	<b>21,959</b>	<b>21,471</b>	<b>20,986</b>	<b>20,708</b>	<b>20,248</b>	<b>19,978</b>	<b>14,009</b>	<b>17,889</b>	<b>19,463</b>	<b>19,260</b>	<b>18,207</b>	<b>17,222</b>
% Change Conformation		-2.3%	-3.3%	-2.2%	-2.3%	-1.3%	-2.2%	-1.3%	-29.9%	27.7%	8.8%	-1.0%	-5.5%	-5.4%
Unique Bitches in Companion (each year)	5,990	5,961	5,880	5,643	5,534	5,407	5,332	5,331	4,115	4,790	5,176	5,358	5,358	5,252
Unique Dogs in Companion (each year)	5,087	5,038	4,985	4,816	4,763	4,672	4,531	4,420	3,465	4,027	4,334	4,496	4,586	4,480
<b>Total Uniques in Companion (each year)</b>	<b>11,077</b>	<b>10,999</b>	<b>10,865</b>	<b>10,459</b>	<b>10,297</b>	<b>10,079</b>	<b>9,863</b>	<b>9,751</b>	<b>7,580</b>	<b>8,817</b>	<b>9,510</b>	<b>9,854</b>	<b>9,944</b>	<b>9,732</b>
% Change Companion		-0.7%	-1.2%	-3.7%	-1.5%	-2.1%	-2.1%	-1.1%	-22.3%	16.3%	7.9%	3.6%	0.9%	-2.1%
Unique Bitches Placing in Performance (each year)	6,707	6,778	6,929	6,823	7,199	7,753	8,247	8,863	7,463	9,790	10,685	11,202	11,268	11,034
Unique Dogs Placing in Performance (each year)	7,323	7,378	7,488	7,493	7,678	8,040	8,393	8,688	7,247	9,630	10,126	10,505	10,471	10,533
<b>Total Uniques Placing in Performance (each year)</b>	<b>14,030</b>	<b>14,156</b>	<b>14,417</b>	<b>14,316</b>	<b>14,877</b>	<b>15,793</b>	<b>16,640</b>	<b>17,551</b>	<b>14,710</b>	<b>19,420</b>	<b>20,811</b>	<b>21,707</b>	<b>21,739</b>	<b>21,567</b>
% Change Performance		0.9%	1.8%	-0.7%	3.9%	6.2%	5.4%	5.5%	-16.2%	32.0%	7.2%	4.3%	0.1%	-0.8%
Total Uniques Earning a Family Dog Title (each year)	5	83	347	342	355	2,173	3,628	2,957	3,911	3,237	3,799	5,203	5,764	5,818
% Change Family Dog Titles		1560%	318%	-1%	4%	512%	67%	-18%	32%	-17%	17%	37%	11%	1%
Total Uniques Earning a TRP Title (each year)	21	63	271	445	594	85	159	369	1,040	1,120	1,167	1,066	1,031	810
% Change Title Recognition Program (TRP)		200%	330%	64%	33%	-86%	87%	132%	182%	8%	4%	-9%	-3%	-21%
Total Uniques in Sports/Events (each year)	44,086	43,380	42,834	41,869	41,856	41,797	41,549	41,698	32,645	40,315	43,035	43,679	42,449	41,151
% Change in Participating in Sports/Events		-1.6%	-1.3%	-2.3%	0.0%	-0.1%	-0.6%	0.4%	-21.7%	23.5%	6.7%	1.5%	-2.8%	-3.1%

# The Sporting Group

as of 4/1/2026 8:57:44 AM

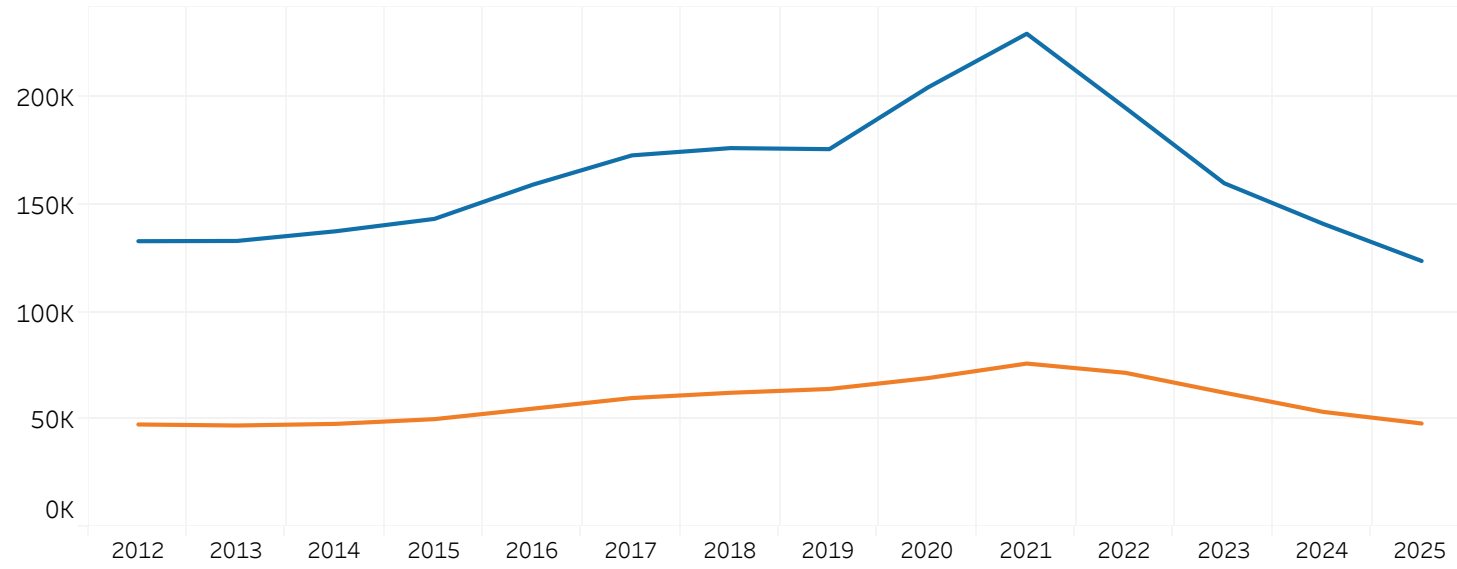
## % Change YOY

	2012	2013	2014	2015	2016	2017	2018	2019	2020	2021	2022	2023	2024	2025
Registered Litters	-3.8%	-1.0%	1.6%	4.6%	9.8%	8.9%	4.1%	2.8%	7.9%	9.8%	-5.7%	-12.9%	-14.3%	-10.1%
Litter Complement	-3.9%	-0.8%	1.4%	4.7%	11.3%	10.1%	4.1%	3.6%	8.8%	9.7%	-5.9%	-13.2%	-14.6%	-11.2%
Registered Dogs	-5.0%	0.1%	3.4%	4.2%	11.1%	8.5%	2.0%	-0.3%	16.4%	12.2%	-15.0%	-18.0%	-11.8%	-12.3%

## % Change Relative to 2012

	2012	2013	2014	2015	2016	2017	2018	2019	2020	2021	2022	2023	2024	2025
Registered Litters	0.0%	-1.0%	0.6%	5.2%	15.5%	25.8%	30.9%	34.6%	45.3%	59.4%	50.4%	31.0%	12.3%	1.0%
Litter Complement	0.0%	-0.8%	0.6%	5.4%	17.3%	29.1%	34.4%	39.3%	51.6%	66.3%	56.5%	35.9%	16.0%	3.1%
Registered Dogs	0.0%	0.1%	3.5%	7.8%	19.8%	30.0%	32.6%	32.2%	53.8%	72.6%	46.6%	20.3%	6.1%	-6.9%

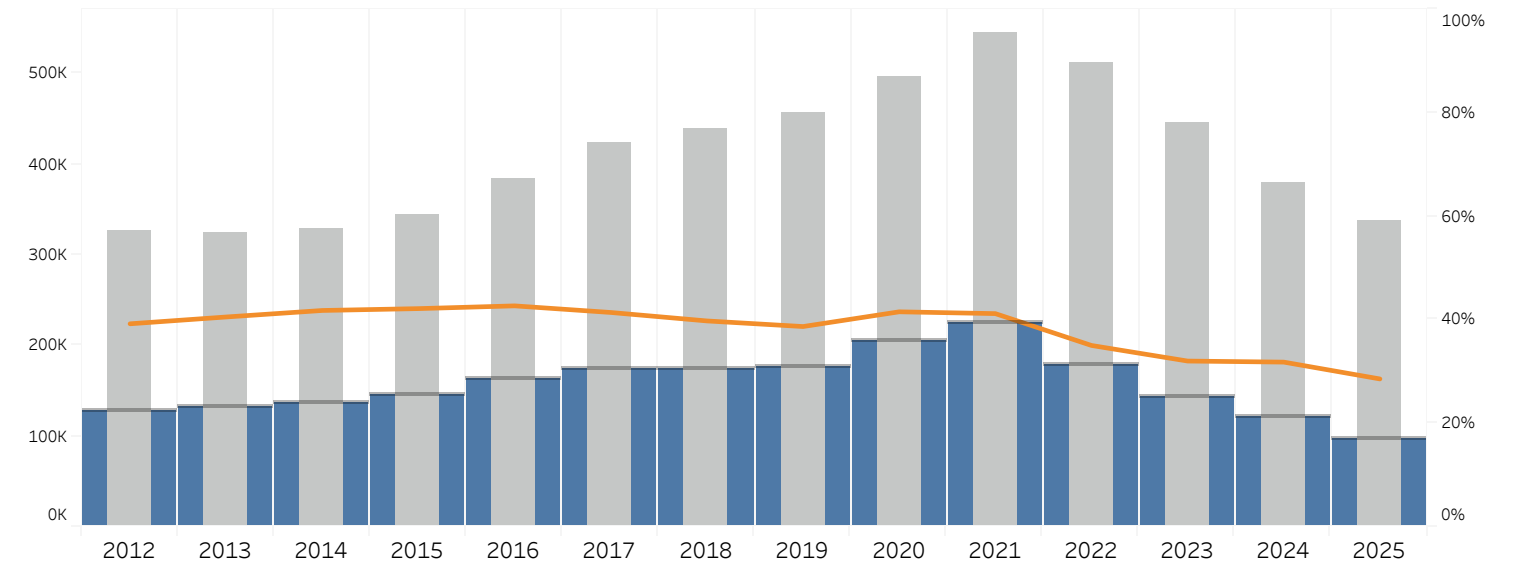
**AKC Dog and Litter Registrations**  
The Sporting Group



<b>Registered Litters</b>	47,739	47,265	48,011	50,222	55,130	60,051	62,499	64,274	69,343	76,107	71,793	62,553	53,626	48,200
<b>Total Dogs Registered</b>	133,091	133,208	137,722	143,485	159,471	173,055	176,446	175,951	204,724	229,704	195,164	160,088	141,219	123,881

Registered Litters Total Dogs Registered

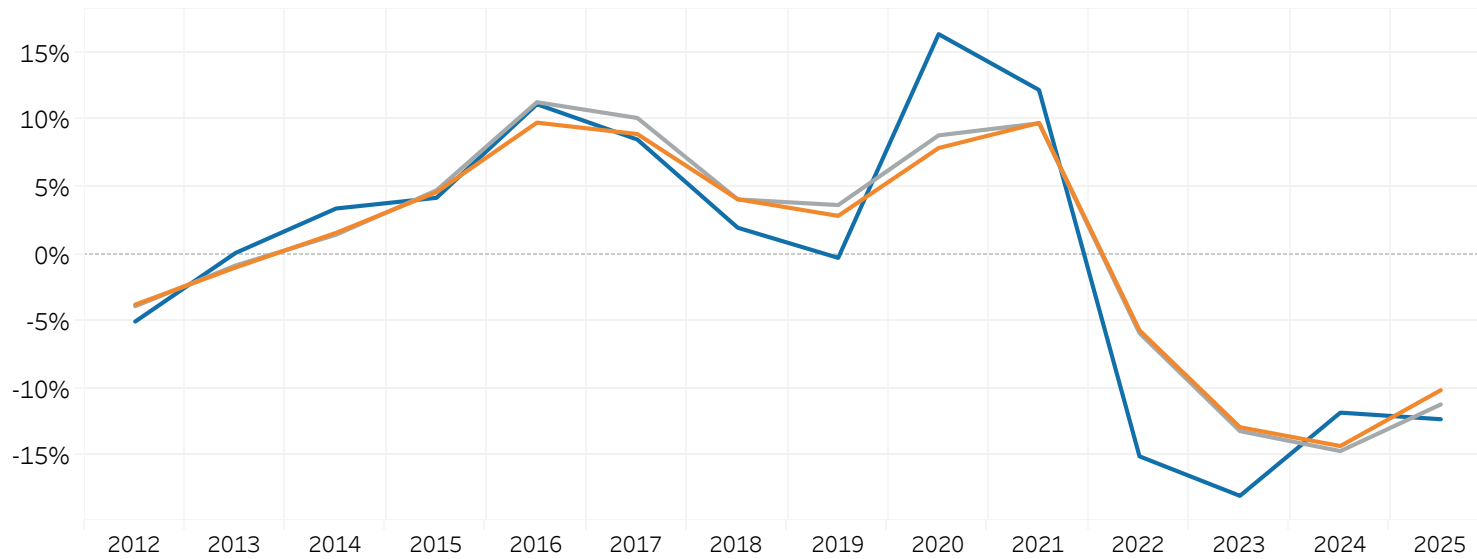
**% of Each Year's Litter Complement that were Eventually Registered**  
The Sporting Group



<b>Return Rate (to date)</b>	39.2%	40.5%	41.8%	42.2%	42.7%	41.4%	39.8%	38.7%	41.5%	41.2%	35.0%	32.0%	31.8%	28.6%
<b>Litter Complement</b>	327,118	324,354	329,030	344,633	383,555	422,371	439,540	455,563	495,782	544,006	512,041	444,660	379,536	337,112
<b>Registered Pups (to date)</b>	128,320	131,507	137,532	145,293	163,739	174,917	174,850	176,294	205,958	224,089	179,448	142,447	120,811	96,352

Litter Complement Registered Pups (to date) Return Rate (to date)

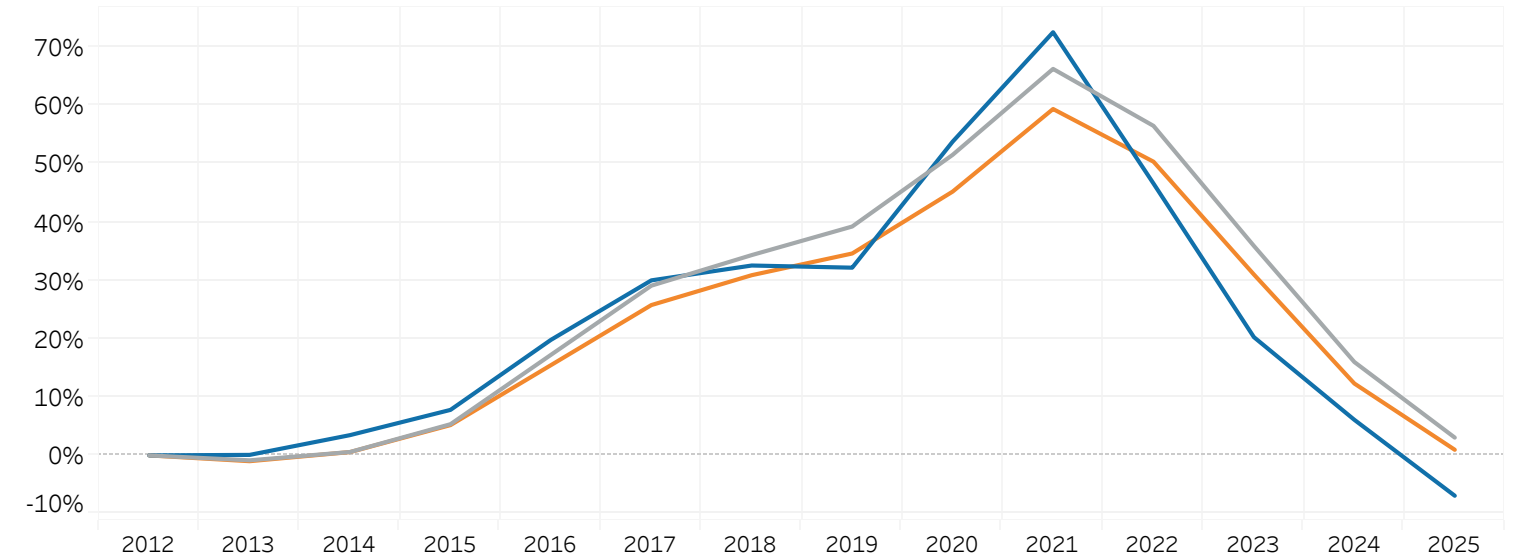
**% Change from Previous Year (YOY)**  
The Sporting Group



<b>Registered Litters</b>	-3.8%	-1.0%	1.6%	4.6%	9.8%	8.9%	4.1%	2.8%	7.9%	9.8%	-5.7%	-12.9%	-14.3%	-10.1%
<b>Litter Complement</b>	-3.9%	-0.8%	1.4%	4.7%	11.3%	10.1%	4.1%	3.6%	8.8%	9.7%	-5.9%	-13.2%	-14.6%	-11.2%
<b>Registered Dogs</b>	-5.0%	0.1%	3.4%	4.2%	11.1%	8.5%	2.0%	-0.3%	16.4%	12.2%	-15.0%	-18.0%	-11.8%	-12.3%

Registered Litters Litter Complement Registered Dogs

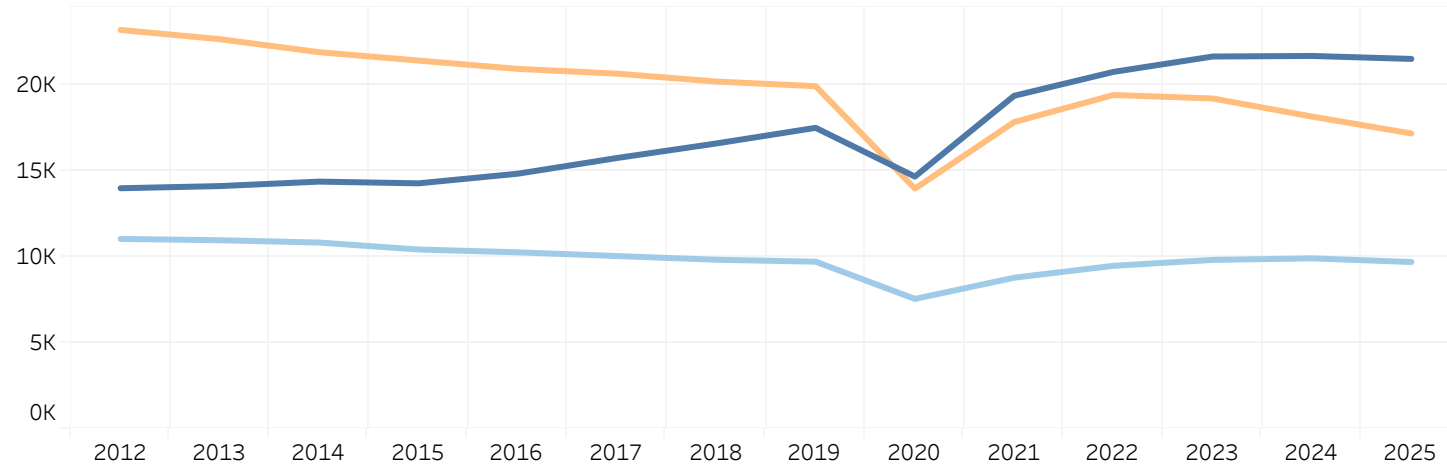
**% Change Relative to 2012**  
The Sporting Group



<b>Registered Litters</b>	0.0%	-1.0%	0.6%	5.2%	15.5%	25.8%	30.9%	34.6%	45.3%	59.4%	50.4%	31.0%	12.3%	1.0%
<b>Litter Complement</b>	0.0%	-0.8%	0.6%	5.4%	17.3%	29.1%	34.4%	39.3%	51.6%	66.3%	56.5%	35.9%	16.0%	3.1%
<b>Registered Dogs</b>	0.0%	0.1%	3.5%	7.8%	19.8%	30.0%	32.6%	32.2%	53.8%	72.6%	46.6%	20.3%	6.1%	-6.9%

Litter Complement Registered Dogs Registered Litters

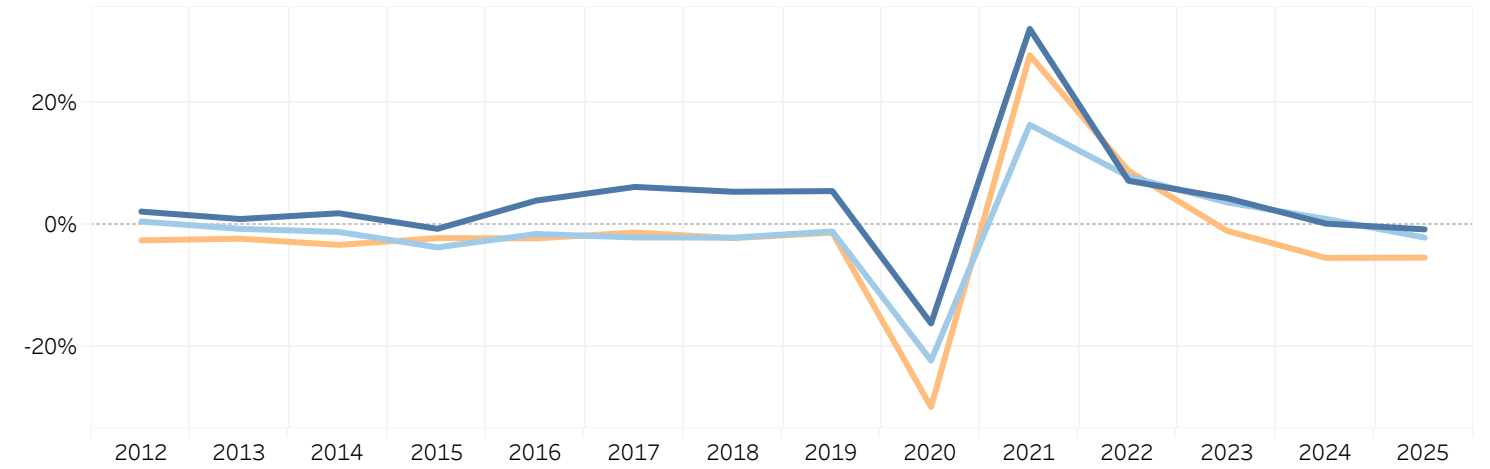
**Competing: Total Unique Dogs by Sport Each Year**  
The Sporting Group



Total Uniques in Companion (each year)	11,077	10,999	10,865	10,459	10,297	10,079	9,863	9,751	7,580	8,817	9,510	9,854	9,944	9,732
Total Uniques Placing in Performance (each year)	14,030	14,156	14,417	14,316	14,877	15,793	16,640	17,551	14,710	19,420	20,811	21,707	21,739	21,567
Total in Conformation (each year)	23,255	22,716	21,959	21,471	20,986	20,708	20,248	19,978	14,009	17,889	19,463	19,260	18,207	17,222

■ Total Uniques Placing in Performance (each year)
 ■ Total Uniques in Companion (each year)
 ■ Total in Conformation (each year)

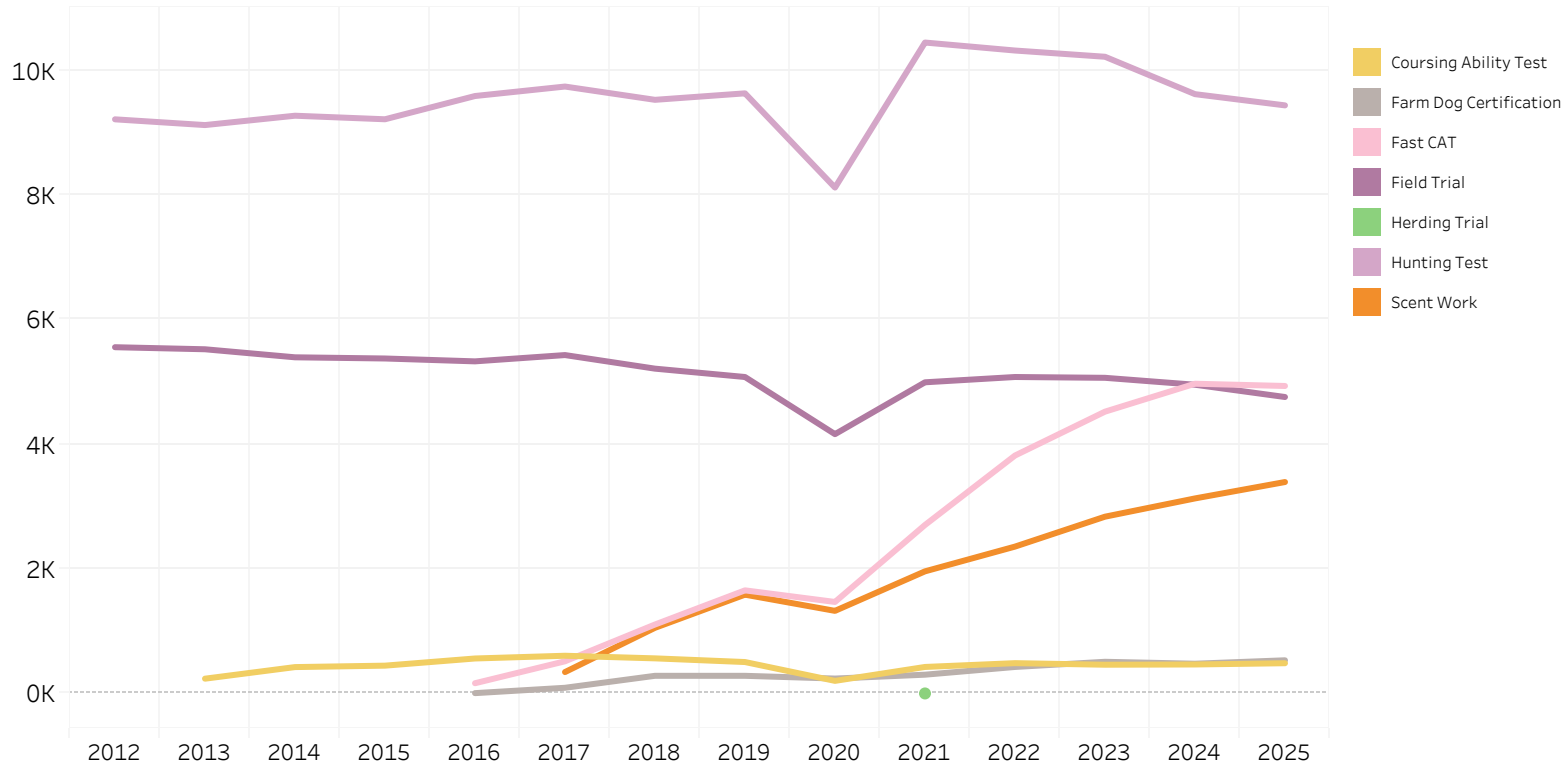
**Competing: % Change Unique Total Dogs Year over Year by Sport**  
The Sporting Group



% Change Companion	0.5%	-0.7%	-1.2%	-3.7%	-1.5%	-2.1%	-2.1%	-1.1%	-22.3%	16.3%	7.9%	3.6%	0.9%	-2.1%
% Change Performance	2.1%	0.9%	1.8%	-0.7%	3.9%	6.2%	5.4%	5.5%	-16.2%	32.0%	7.2%	4.3%	0.1%	-0.8%
% Change Conformation	-2.6%	-2.3%	-3.3%	-2.2%	-2.3%	-1.3%	-2.2%	-1.3%	-29.9%	27.7%	8.8%	-1.0%	-5.5%	-5.4%

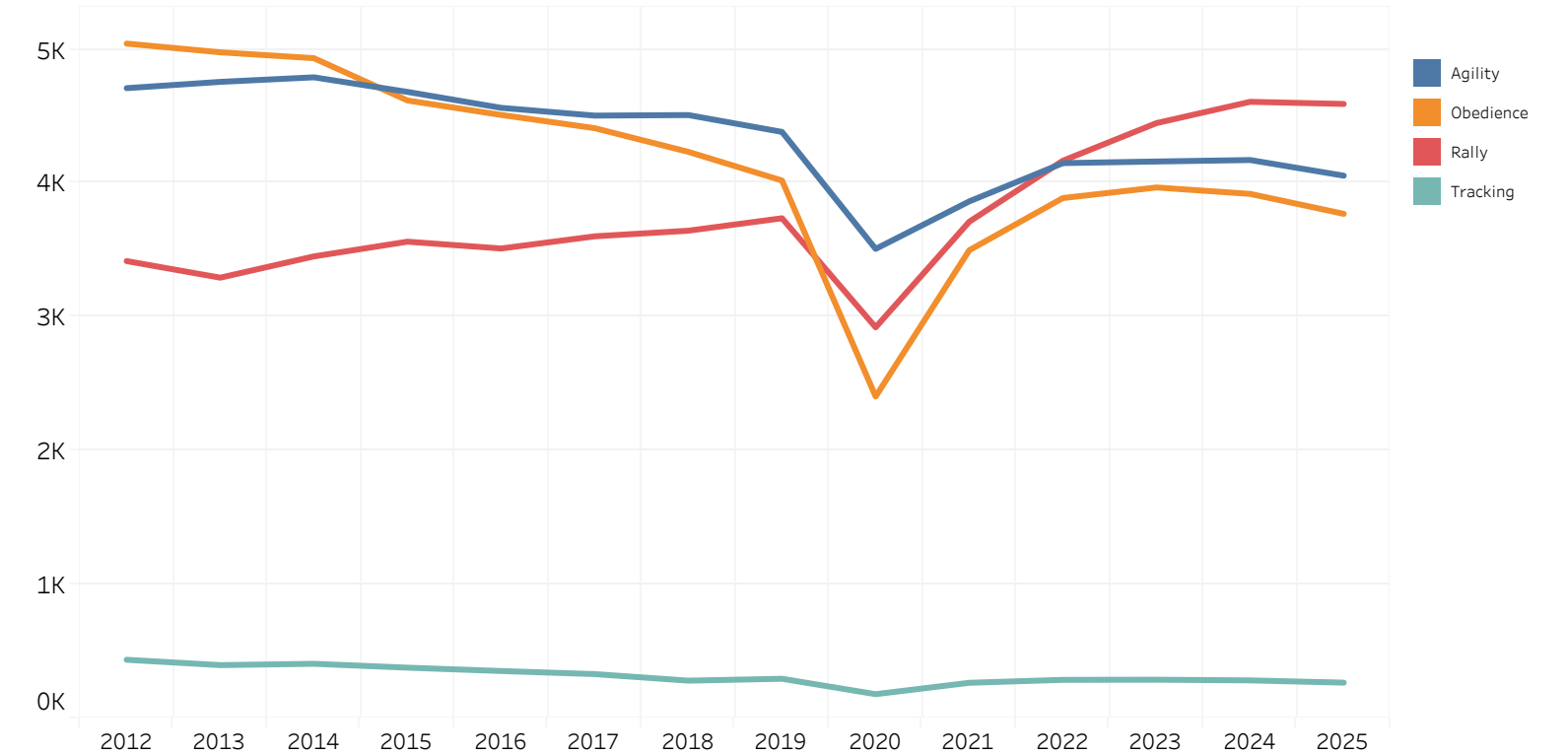
■ % Change Performance
 ■ % Change Companion
 ■ % Change Conformation

**Performance: Total Unique Dogs Placing**  
The Sporting Group



■ Coursing Ability Test  
■ Farm Dog Certification  
■ Fast CAT  
■ Field Trial  
■ Herding Trial  
■ Hunting Test  
■ Scent Work

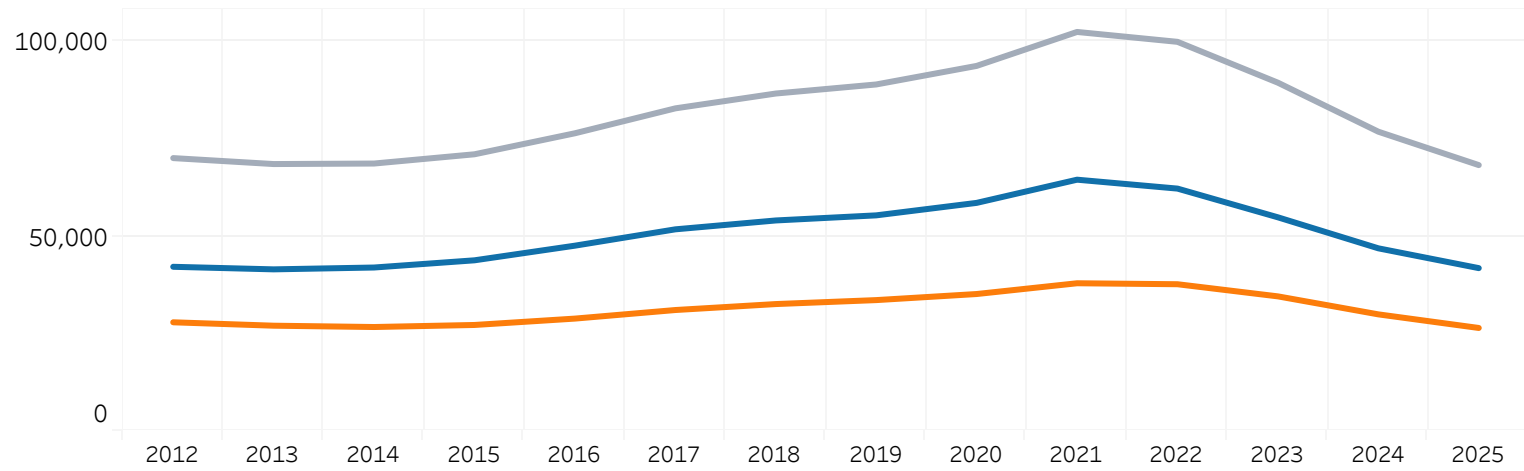
**Companion: Total Unique Dogs Entered**  
The Sporting Group



■ Agility  
■ Obedience  
■ Rally  
■ Tracking

### Breeding: Unique Individual Dogs and Bitches Bred Each Year

The Sporting Group

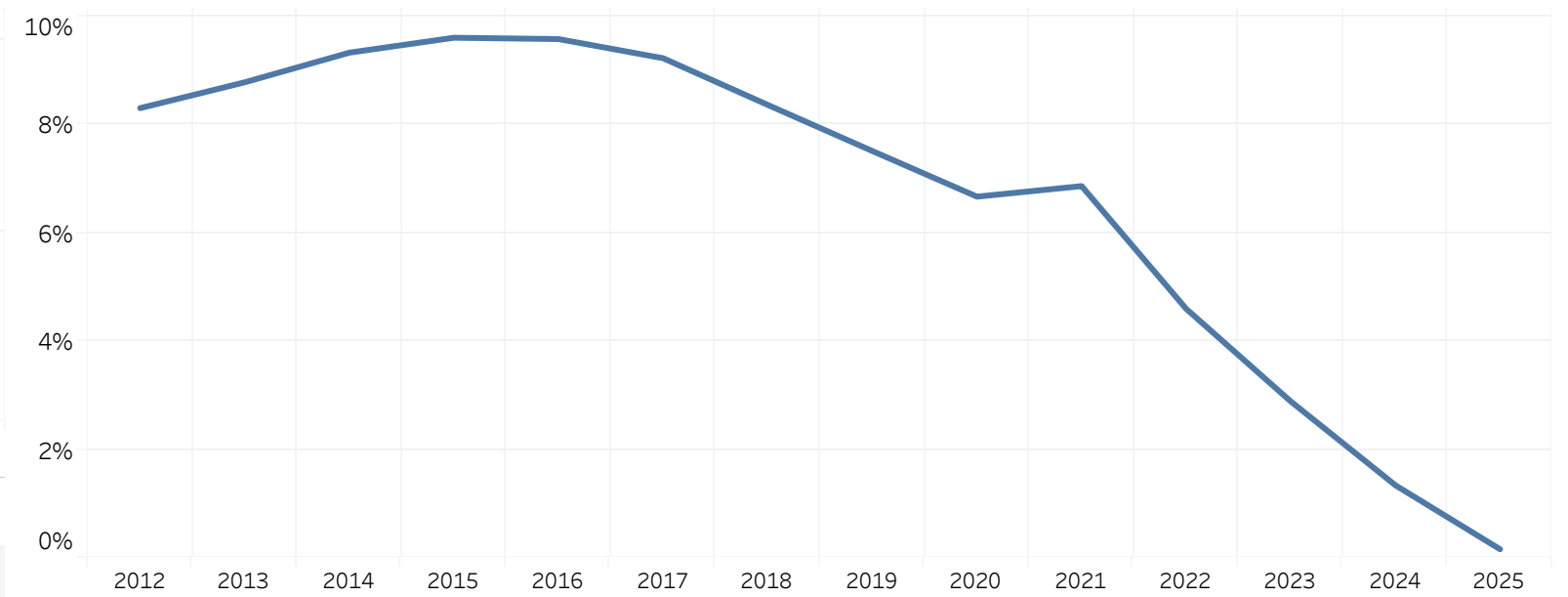


Unique Dogs Bred (each year)	27,917	27,044	26,705	27,231	28,868	31,070	32,600	33,618	35,179	37,943	37,694	34,576	29,954	26,461
Unique Bitches Bred (each year)	42,171	41,514	41,986	43,838	47,596	51,793	54,072	55,382	58,586	64,544	62,254	54,877	46,915	41,830
Total Bred (each year)	70,088	68,558	68,691	71,069	76,464	82,863	86,672	89,000	93,765	102,487	99,948	89,453	76,869	68,291

Unique Bitches Bred (each year) Unique Dogs Bred (each year) Total Bred (each year)

### % of Each Year's Litter Complement that have been Bred (to date)

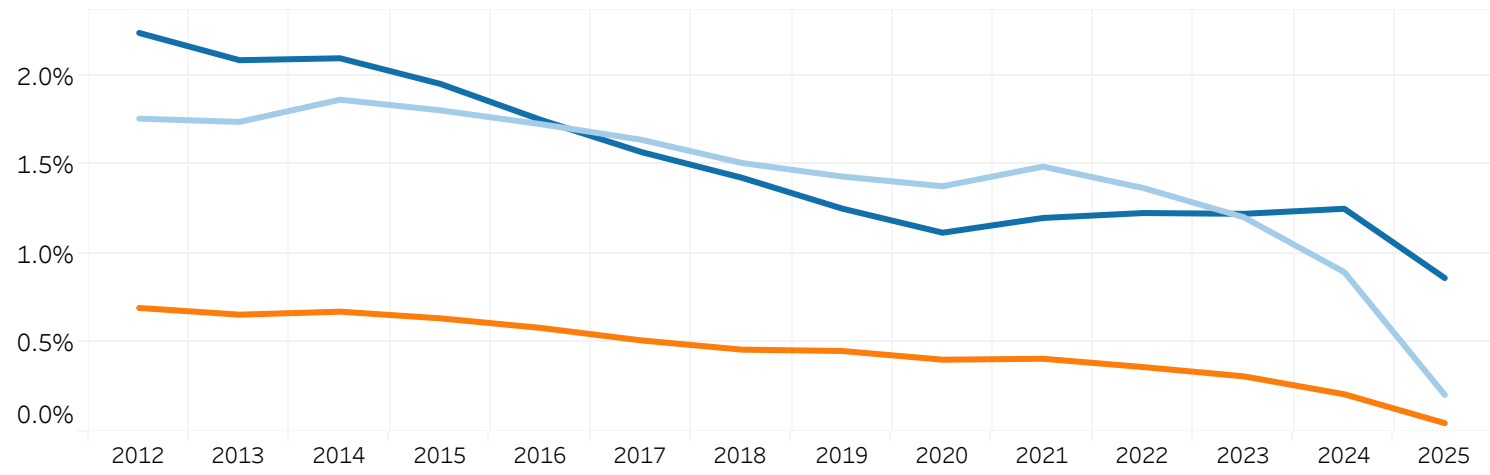
The Sporting Group



2012	2013	2014	2015	2016	2017	2018	2019	2020	2021	2022	2023	2024	2025
8.3%	8.8%	9.3%	9.6%	9.6%	9.2%	8.4%	7.5%	6.7%	6.9%	4.6%	2.9%	1.3%	0.2%

### Competing: % of Each Year's Litter Competing in Sports

The Sporting Group



% Complement in Companion (to date)	0.7%	0.7%	0.7%	0.6%	0.6%	0.5%	0.5%	0.5%	0.4%	0.4%	0.4%	0.3%	0.2%	0.0%
% Comp. Placing in Performance (to date)	1.8%	1.7%	1.9%	1.8%	1.7%	1.6%	1.5%	1.4%	1.4%	1.5%	1.4%	1.2%	0.9%	0.2%
% Complement in Conformation (to date)	2.2%	2.1%	2.1%	1.9%	1.7%	1.6%	1.4%	1.3%	1.1%	1.2%	1.2%	1.2%	1.3%	0.9%

% Comp. Placing in Performance (to date) % Complement in Conformation (to date) % Complement in Companion (to date)

# All Breed

as of 4/1/2026 8:57:44 AM

	2012	2013	2014	2015	2016	2017	2018	2019	2020	2021	2022	2023	2024	2025
<b>Registered Litters</b>	227,866	215,766	210,940	211,847	224,777	240,337	251,255	258,900	289,039	325,688	327,183	296,095	251,401	215,907
<b>Litter Complement</b>	1,142,364	1,095,854	1,083,753	1,103,261	1,198,322	1,301,658	1,358,917	1,412,942	1,590,130	1,799,262	1,783,104	1,592,078	1,336,317	1,134,708
<b>Avg. Complement</b>	5.01	5.08	5.14	5.21	5.33	5.42	5.41	5.46	5.50	5.52	5.45	5.38	5.32	5.26
<b>Registered Pups (to date)</b>	456,569	452,906	459,386	474,150	522,040	558,446	572,573	587,758	712,300	790,945	664,080	530,283	427,813	319,923
<b>Return Rate (to date)</b>	40.0%	41.3%	42.4%	43.0%	43.6%	42.9%	42.1%	41.6%	44.8%	44.0%	37.2%	33.3%	32.0%	28.2%
<b>Limited Registrations (to date)</b>	76,953	80,896	87,015	98,104	113,774	126,784	134,713	147,908	201,107	209,482	169,639	139,351	124,802	107,796
<b>% Complement Registered Limited (to date)</b>	6.7%	7.4%	8.0%	8.9%	9.5%	9.7%	9.9%	10.5%	12.6%	11.6%	9.5%	8.8%	9.3%	9.5%
<b>Revoked Limited (to date)</b>	1,498	1,671	1,857	2,284	2,475	2,608	2,822	2,991	3,526	3,491	2,557	1,639	990	338
<b>Litters From Revoked Limited (to date)</b>	2,318	2,708	2,728	3,712	4,256	4,240	4,387	4,365	4,174	3,355	1,993	844	251	11
<b>Complement Bitches Bred</b>	72,407	73,641	76,851	81,397	90,559	97,391	99,650	99,968	112,444	130,607	90,697	53,255	21,607	2,404
<b>Complement Dogs Bred</b>	39,326	39,101	40,017	41,390	46,008	48,676	49,088	49,789	51,832	61,839	47,878	30,950	15,993	2,200
<b>Total Complement Bred (to date)</b>	111,733	112,742	116,868	122,787	136,567	146,067	148,738	149,757	164,276	192,446	138,575	84,205	37,600	4,604
<b>% Complement Bred (to date)</b>	9.8%	10.3%	10.8%	11.1%	11.4%	11.2%	10.9%	10.6%	10.3%	10.7%	7.8%	5.3%	2.8%	0.4%
<b>Complement Bitches in Conformation</b>	23,216	22,371	21,684	21,213	21,056	21,167	20,762	18,717	17,472	20,845	20,149	18,243	15,929	9,537
<b>Complement Dogs in Conformation</b>	18,377	17,131	16,744	15,909	16,025	15,707	15,380	14,035	12,230	14,522	14,703	13,709	11,919	7,196
<b>Total Complement in Conformation (to date)</b>	41,593	39,502	38,428	37,122	37,081	36,874	36,142	32,752	29,702	35,367	34,852	31,952	27,848	16,733
<b>% Complement in Conformation (to date)</b>	3.6%	3.6%	3.5%	3.4%	3.1%	2.8%	2.7%	2.3%	1.9%	2.0%	2.0%	2.0%	2.1%	1.5%
<b>Total Complement in Companion (to date)</b>	8,510	8,339	8,459	8,203	8,367	8,400	8,103	7,799	7,728	8,216	7,160	5,472	3,092	601
<b>% Complement in Companion (to date)</b>	0.7%	0.8%	0.8%	0.7%	0.7%	0.6%	0.6%	0.6%	0.5%	0.5%	0.4%	0.3%	0.2%	0.1%
<b>Total Comp. Placing in Performance (to date)</b>	11,896	11,998	12,906	13,256	14,535	15,476	15,566	15,564	16,832	19,498	17,581	14,371	9,374	1,715
<b>% Comp. Placing in Performance (to date)</b>	1.0%	1.1%	1.2%	1.2%	1.2%	1.2%	1.1%	1.1%	1.1%	1.1%	1.0%	0.9%	0.7%	0.2%
<b>Total Comp. with a Family Dog Title (to date)</b>	9,501	11,229	12,129	13,080	14,667	15,914	15,956	15,117	16,664	18,257	16,074	12,895	9,948	5,414
<b>% Comp. with a Family Dog Title (to date)</b>	0.8%	1.0%	1.1%	1.2%	1.2%	1.2%	1.2%	1.1%	1.0%	1.0%	0.9%	0.8%	0.7%	0.5%
<b>Total Complement with a TRP Title (to date)</b>	890	938	1,090	1,212	1,418	1,454	1,459	1,389	1,351	1,376	1,272	806	411	93
<b>% Complement with a TRP Title (to date)</b>	0.1%	0.1%	0.1%	0.1%	0.1%	0.1%	0.1%	0.1%	0.1%	0.1%	0.1%	0.1%	0.0%	0.0%
<b>Total Complement in Sports/Events (to date)</b>	53,014	50,730	50,156	48,716	49,370	49,913	48,685	45,394	43,170	50,627	48,078	42,544	34,610	18,118
<b>% Complement in Sports/Events (to date)</b>	4.6%	4.6%	4.6%	4.4%	4.1%	3.8%	3.6%	3.2%	2.7%	2.8%	2.7%	2.7%	2.6%	1.6%

# All Breed

as of 4/1/2026 8:58:10 AM

	2012	2013	2014	2015	2016	2017	2018	2019	2020	2021	2022	2023	2024	2025
AKC Dog Registrations	480,675	465,618	463,526	473,118	510,548	545,970	564,229	571,235	688,517	781,534	697,902	594,654	510,120	433,356
FSS Registrations	4,228	2,888	3,393	2,113	1,233	1,250	1,363	1,593	1,338	1,049	879	742	827	491
Conditional Registrations	1,987	1,947	2,259	2,280	2,548	2,860	2,784	2,579	2,840	2,930	2,453	1,981	1,553	1,171
Open Dogs	1,650	1,623	1,553	2,305	1,826	1,599	1,620	1,552	1,349	1,666	1,701	1,381	1,743	329
Foreign Registrations	7,010	6,733	7,081	7,775	9,054	9,994	11,484	12,112	9,898	14,106	13,510	10,730	8,556	6,105
<b>Total Dogs Registered</b>	<b>495,550</b>	<b>478,809</b>	<b>477,812</b>	<b>487,591</b>	<b>525,209</b>	<b>561,673</b>	<b>581,480</b>	<b>589,071</b>	<b>703,942</b>	<b>801,285</b>	<b>716,445</b>	<b>609,488</b>	<b>522,799</b>	<b>441,452</b>
Unique Bitches Bred (each year)	202,645	191,035	185,448	185,671	195,238	206,570	215,501	222,070	242,629	274,716	283,045	258,914	219,314	187,154
Unique Dogs Bred (each year)	130,703	122,414	117,612	115,863	119,008	123,888	128,559	132,214	141,434	154,901	163,317	157,158	137,591	118,035
<b>Total Bred (each year)</b>	<b>333,348</b>	<b>313,449</b>	<b>303,060</b>	<b>301,534</b>	<b>314,246</b>	<b>330,458</b>	<b>344,060</b>	<b>354,284</b>	<b>384,063</b>	<b>429,617</b>	<b>446,362</b>	<b>416,072</b>	<b>356,905</b>	<b>305,189</b>
Female:Male	1.55	1.56	1.58	1.60	1.64	1.67	1.68	1.68	1.72	1.77	1.73	1.65	1.59	1.59
Unique Bitches in Conformation (each year)	68,377	66,200	64,065	62,362	60,910	59,826	59,412	58,478	40,530	52,316	56,920	56,701	53,428	50,414
Unique Dogs in Conformation (each year)	57,045	54,560	52,515	50,720	48,961	47,719	46,952	46,257	32,539	40,298	43,515	43,527	41,624	39,202
<b>Total in Conformation (each year)</b>	<b>125,422</b>	<b>120,760</b>	<b>116,580</b>	<b>113,082</b>	<b>109,871</b>	<b>107,545</b>	<b>106,364</b>	<b>104,735</b>	<b>73,069</b>	<b>92,614</b>	<b>100,435</b>	<b>100,228</b>	<b>95,052</b>	<b>89,616</b>
% Change Conformation		-3.7%	-3.5%	-3.0%	-2.8%	-2.1%	-1.1%	-1.5%	-30.2%	26.7%	8.4%	-0.2%	-5.2%	-5.7%
Unique Bitches in Companion (each year)	23,870	23,447	22,929	22,406	22,056	21,376	21,070	20,896	16,628	18,861	20,111	20,987	21,000	20,601
Unique Dogs in Companion (each year)	22,108	21,803	21,532	20,860	20,470	19,696	19,227	19,197	15,291	17,282	18,135	18,926	18,930	18,395
<b>Total Uniques in Companion (each year)</b>	<b>45,978</b>	<b>45,250</b>	<b>44,461</b>	<b>43,266</b>	<b>42,526</b>	<b>41,072</b>	<b>40,297</b>	<b>40,093</b>	<b>31,919</b>	<b>36,143</b>	<b>38,246</b>	<b>39,913</b>	<b>39,930</b>	<b>38,996</b>
% Change Companion		-1.6%	-1.7%	-2.7%	-1.7%	-3.4%	-1.9%	-0.5%	-20.4%	13.2%	5.8%	4.4%	0.0%	-2.3%
Unique Bitches Placing in Performance (each year)	12,900	13,475	13,927	13,589	14,607	16,356	19,099	21,186	17,119	24,236	27,481	29,625	30,997	31,174
Unique Dogs Placing in Performance (each year)	12,708	13,124	13,547	13,335	13,935	15,471	18,025	19,516	15,730	22,221	24,640	26,921	27,971	28,200
<b>Total Uniques Placing in Performance (each year)</b>	<b>25,608</b>	<b>26,599</b>	<b>27,474</b>	<b>26,924</b>	<b>28,542</b>	<b>31,827</b>	<b>37,124</b>	<b>40,702</b>	<b>32,849</b>	<b>46,457</b>	<b>52,121</b>	<b>56,546</b>	<b>58,968</b>	<b>59,374</b>
% Change Performance		3.9%	3.3%	-2.0%	6.0%	11.5%	16.6%	9.6%	-19.3%	41.4%	12.2%	8.5%	4.3%	0.7%
Total Uniques Earning a Family Dog Title (each year)	16	293	1,168	1,226	1,195	9,125	14,692	11,520	15,999	12,959	14,486	18,450	20,183	20,034
% Change Family Dog Titles		1731%	299%	5%	-3%	664%	61%	-22%	39%	-19%	12%	27%	9%	-1%
Total Uniques Earning a TRP Title (each year)	48	275	963	1,331	1,495	330	540	1,119	2,511	2,790	2,933	2,957	2,867	2,315
% Change Title Recognition Program (TRP)		473%	250%	38%	12%	-78%	64%	107%	124%	11%	5%	1%	-3%	-19%
Total Uniques in Sports/Events (each year)	184,248	179,018	174,474	169,419	166,318	164,262	164,576	164,546	124,368	152,806	164,969	168,542	164,907	159,062
% Change in Participating in Sports/Events		-2.8%	-2.5%	-2.9%	-1.8%	-1.2%	0.2%	0.0%	-24.4%	22.9%	8.0%	2.2%	-2.2%	-3.5%

## All Breed

as of 4/1/2026 8:57:44 AM

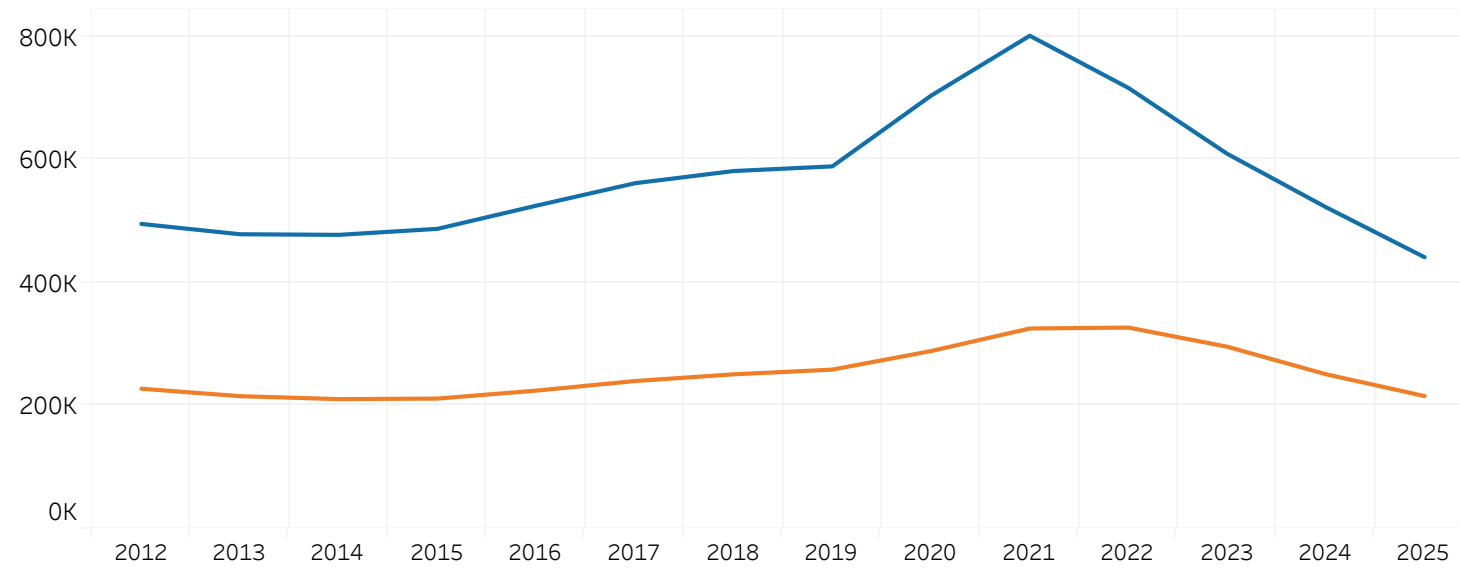
### % Change YOY

	2012	2013	2014	2015	2016	2017	2018	2019	2020	2021	2022	2023	2024	2025
Registered Litters	-7.1%	-5.3%	-2.2%	0.4%	6.1%	6.9%	4.5%	3.0%	11.6%	12.7%	0.5%	-9.5%	-15.1%	-14.1%
Litter Complement	-5.7%	-4.1%	-1.1%	1.8%	8.6%	8.6%	4.4%	4.0%	12.5%	13.2%	-0.9%	-10.7%	-16.1%	-15.1%
Registered Dogs	-6.9%	-3.4%	-0.2%	2.0%	7.7%	6.9%	3.5%	1.3%	19.5%	13.8%	-10.6%	-14.9%	-14.2%	-15.6%

### % Change Relative to 2012

	2012	2013	2014	2015	2016	2017	2018	2019	2020	2021	2022	2023	2024	2025
Registered Litters	0.0%	-5.3%	-7.4%	-7.0%	-1.4%	5.5%	10.3%	13.6%	26.8%	42.9%	43.6%	29.9%	10.3%	-5.2%
Litter Complement	0.0%	-4.1%	-5.1%	-3.4%	4.9%	13.9%	19.0%	23.7%	39.2%	57.5%	56.1%	39.4%	17.0%	-0.7%
Registered Dogs	0.0%	-3.4%	-3.6%	-1.6%	6.0%	13.3%	17.3%	18.9%	42.1%	61.7%	44.6%	23.0%	5.5%	-10.9%

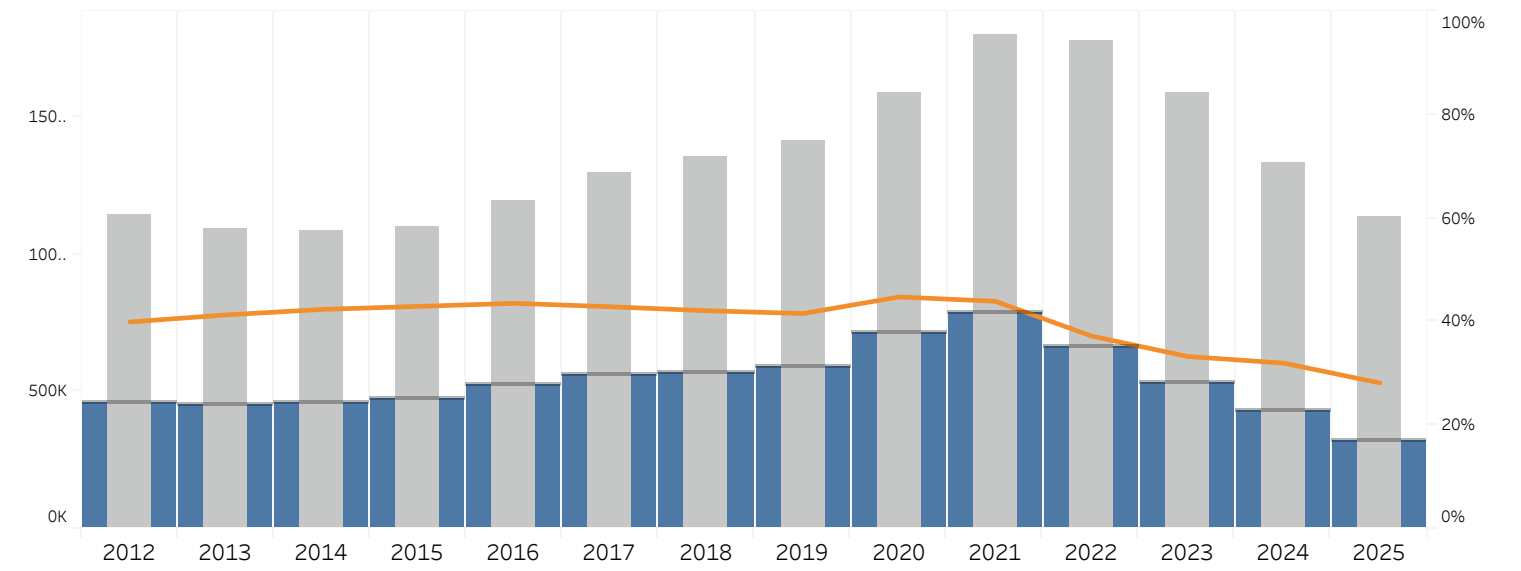
### AKC Dog and Litter Registrations All Breed



<b>Registered Litters</b>	227,866	215,766	210,940	211,847	224,777	240,337	251,255	258,900	289,039	325,688	327,183	296,095	251,401	215,907
<b>Total Dogs Registered</b>	495,550	478,809	477,812	487,591	525,209	561,673	581,480	589,071	703,942	801,285	716,445	609,488	522,799	441,452

Registered Litters Total Dogs Registered

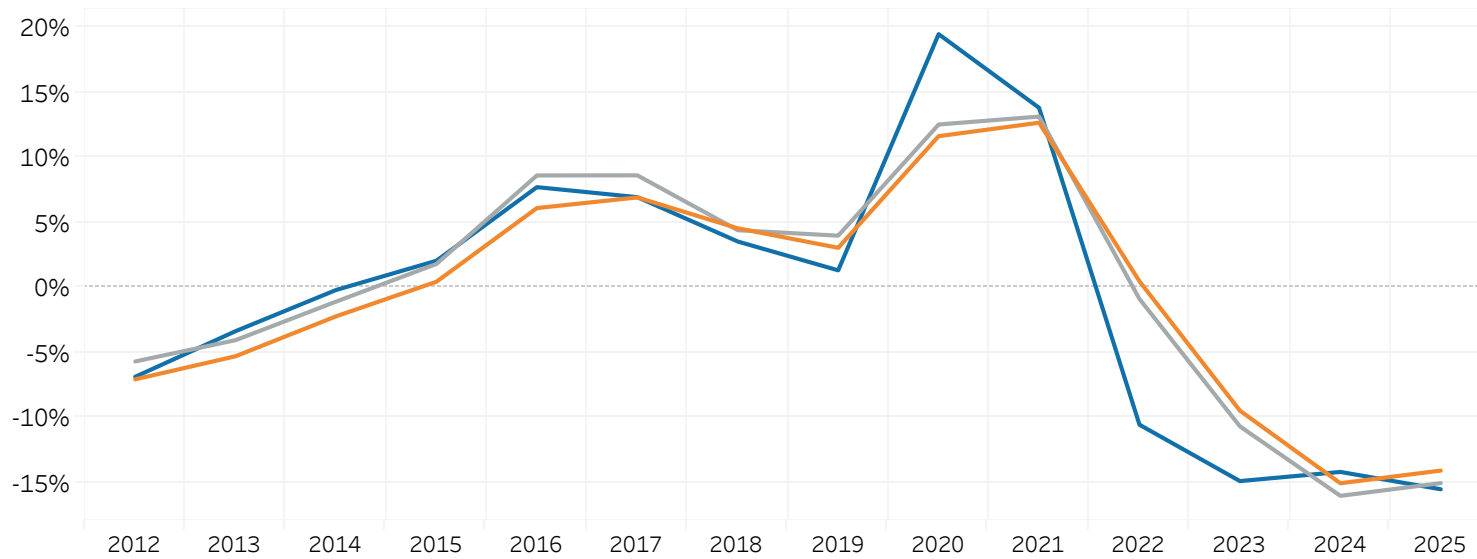
### % of Each Year's Litter Complement that were Eventually Registered All Breed



<b>Return Rate (to date)</b>	40.0%	41.3%	42.4%	43.0%	43.6%	42.9%	42.1%	41.6%	44.8%	44.0%	37.2%	33.3%	32.0%	28.2%
<b>Litter Complement</b>	1,142,364	1,095,854	1,083,753	1,103,261	1,198,322	1,301,658	1,358,917	1,412,942	1,590,130	1,799,262	1,783,104	1,592,078	1,336,317	1,134,708
<b>Registered Pups (to date)</b>	456,569	452,906	459,386	474,150	522,040	558,446	572,573	587,758	712,300	790,945	664,080	530,283	427,813	319,923

Litter Complement Registered Pups (to date) Return Rate (to date)

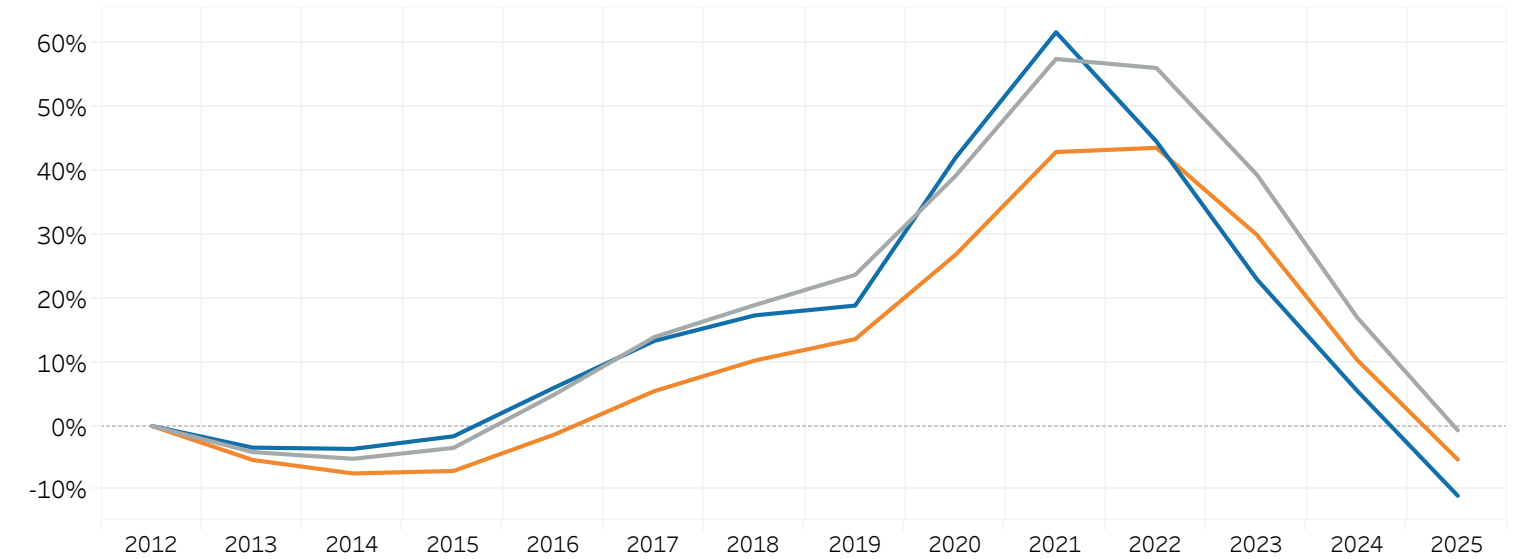
### % Change from Previous Year (YOY) All Breed



<b>Registered Litters</b>	-7.1%	-5.3%	-2.2%	0.4%	6.1%	6.9%	4.5%	3.0%	11.6%	12.7%	0.5%	-9.5%	-15.1%	-14.1%
<b>Litter Complement</b>	-5.7%	-4.1%	-1.1%	1.8%	8.6%	8.6%	4.4%	4.0%	12.5%	13.2%	-0.9%	-10.7%	-16.1%	-15.1%
<b>Registered Dogs</b>	-6.9%	-3.4%	-0.2%	2.0%	7.7%	6.9%	3.5%	1.3%	19.5%	13.8%	-10.6%	-14.9%	-14.2%	-15.6%

Registered Litters Litter Complement Registered Dogs

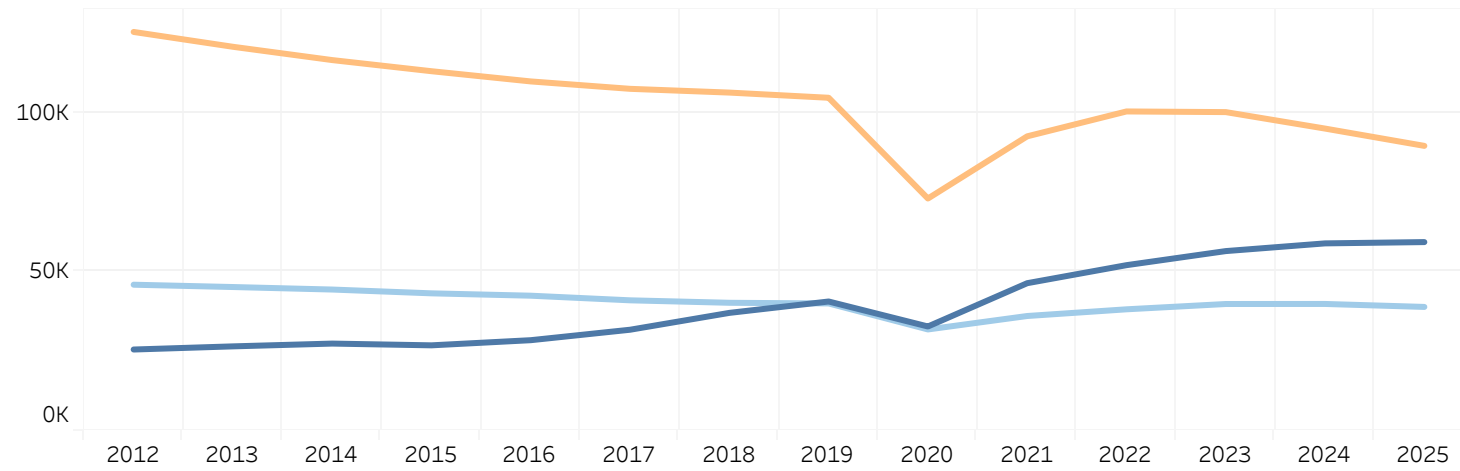
### % Change Relative to 2012 All Breed



<b>Registered Litters</b>	0.0%	-5.3%	-7.4%	-7.0%	-1.4%	5.5%	10.3%	13.6%	26.8%	42.9%	43.6%	29.9%	10.3%	-5.2%
<b>Litter Complement</b>	0.0%	-4.1%	-5.1%	-3.4%	4.9%	13.9%	19.0%	23.7%	39.2%	57.5%	56.1%	39.4%	17.0%	-0.7%
<b>Registered Dogs</b>	0.0%	-3.4%	-3.6%	-1.6%	6.0%	13.3%	17.3%	18.9%	42.1%	61.7%	44.6%	23.0%	5.5%	-10.9%

Litter Complement Registered Dogs Registered Litters

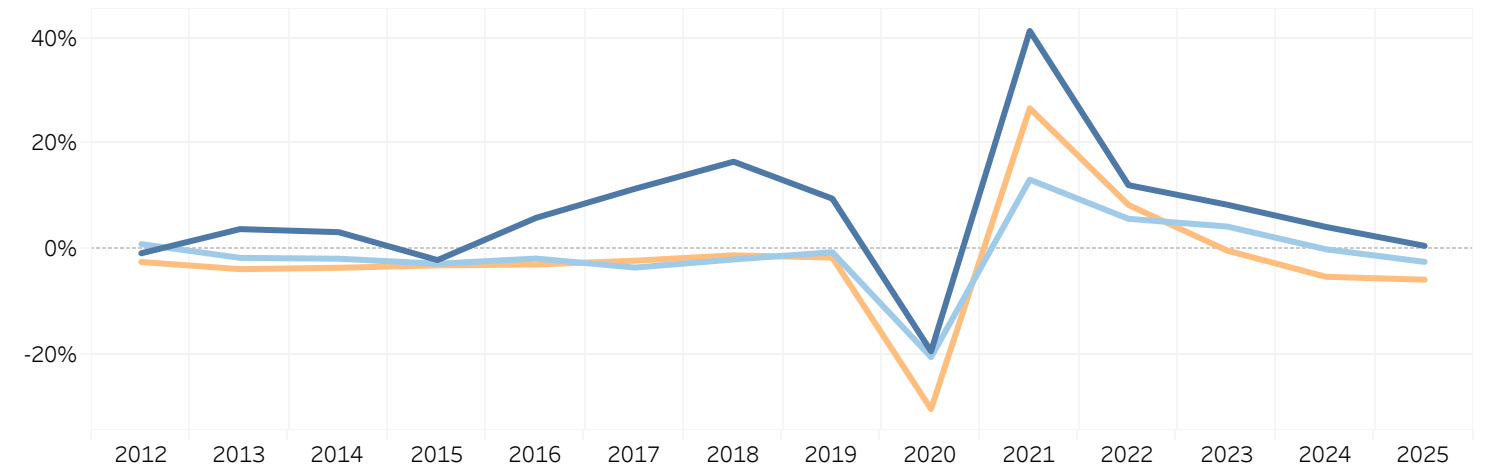
Competing: Total Unique Dogs by Sport Each Year  
All Breed



Total Uniques in Companion (each year)	45,978	45,250	44,461	43,266	42,526	41,072	40,297	40,093	31,919	36,143	38,246	39,913	39,930	38,996
Total Uniques Placing in Performance (each year)	25,608	26,599	27,474	26,924	28,542	31,827	37,124	40,702	32,849	46,457	52,121	56,546	58,968	59,374
Total in Conformation (each year)	125,422	120,760	116,580	113,082	109,871	107,545	106,364	104,735	73,069	92,614	100,435	100,228	95,052	89,616

■ Total Uniques Placing in Performance (each year)
 ■ Total Uniques in Companion (each year)
 ■ Total in Conformation (each year)

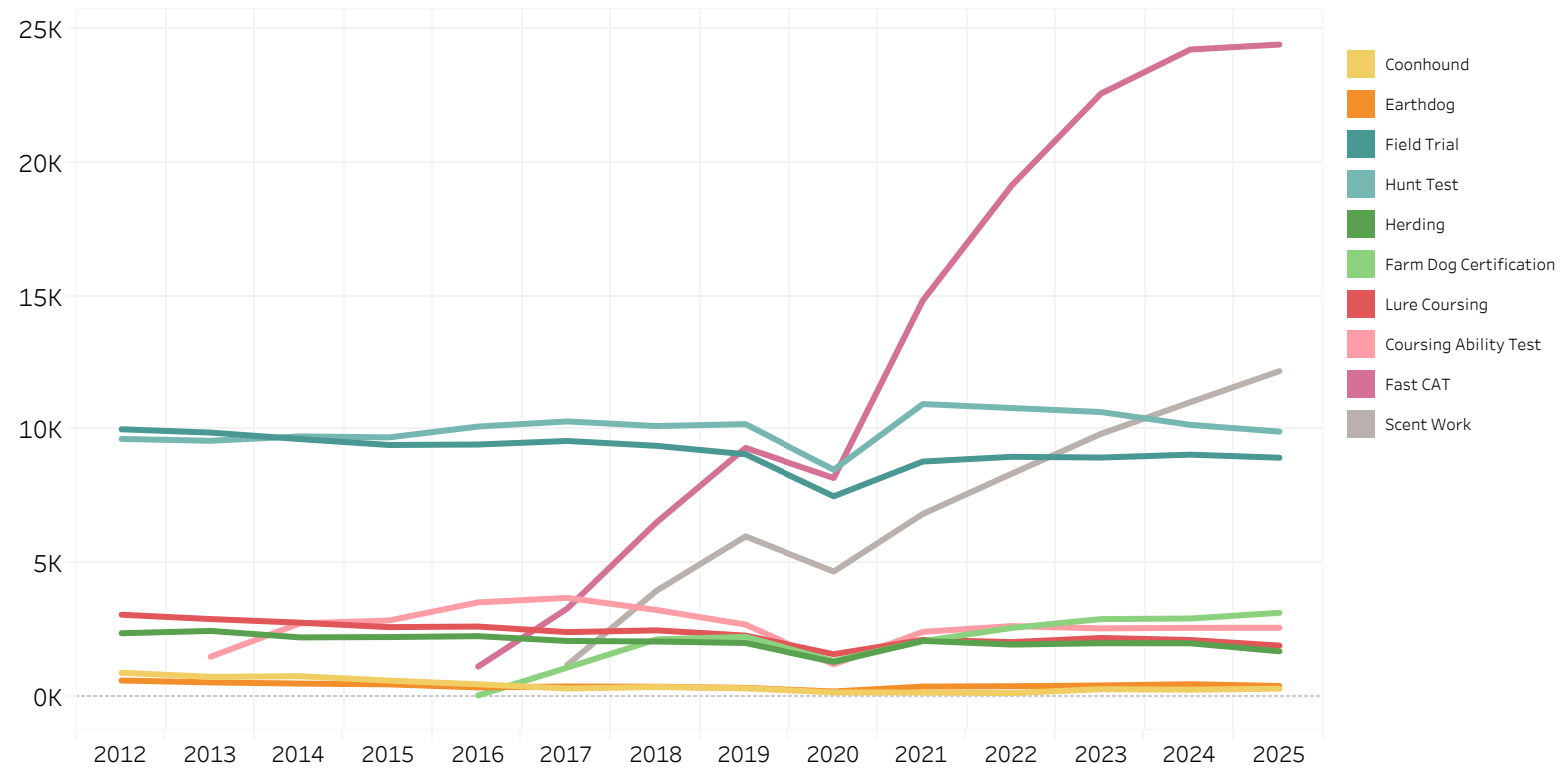
Competing: % Change Unique Total Dogs Year over Year by Sport  
All Breed



% Change Companion	1.0%	-1.6%	-1.7%	-2.7%	-1.7%	-3.4%	-1.9%	-0.5%	-20.4%	13.2%	5.8%	4.4%	0.0%	-2.3%
% Change Performance	-0.7%	3.9%	3.3%	-2.0%	6.0%	11.5%	16.6%	9.6%	-19.3%	41.4%	12.2%	8.5%	4.3%	0.7%
% Change Conformation	-2.4%	-3.7%	-3.5%	-3.0%	-2.8%	-2.1%	-1.1%	-1.5%	-30.2%	26.7%	8.4%	-0.2%	-5.2%	-5.7%

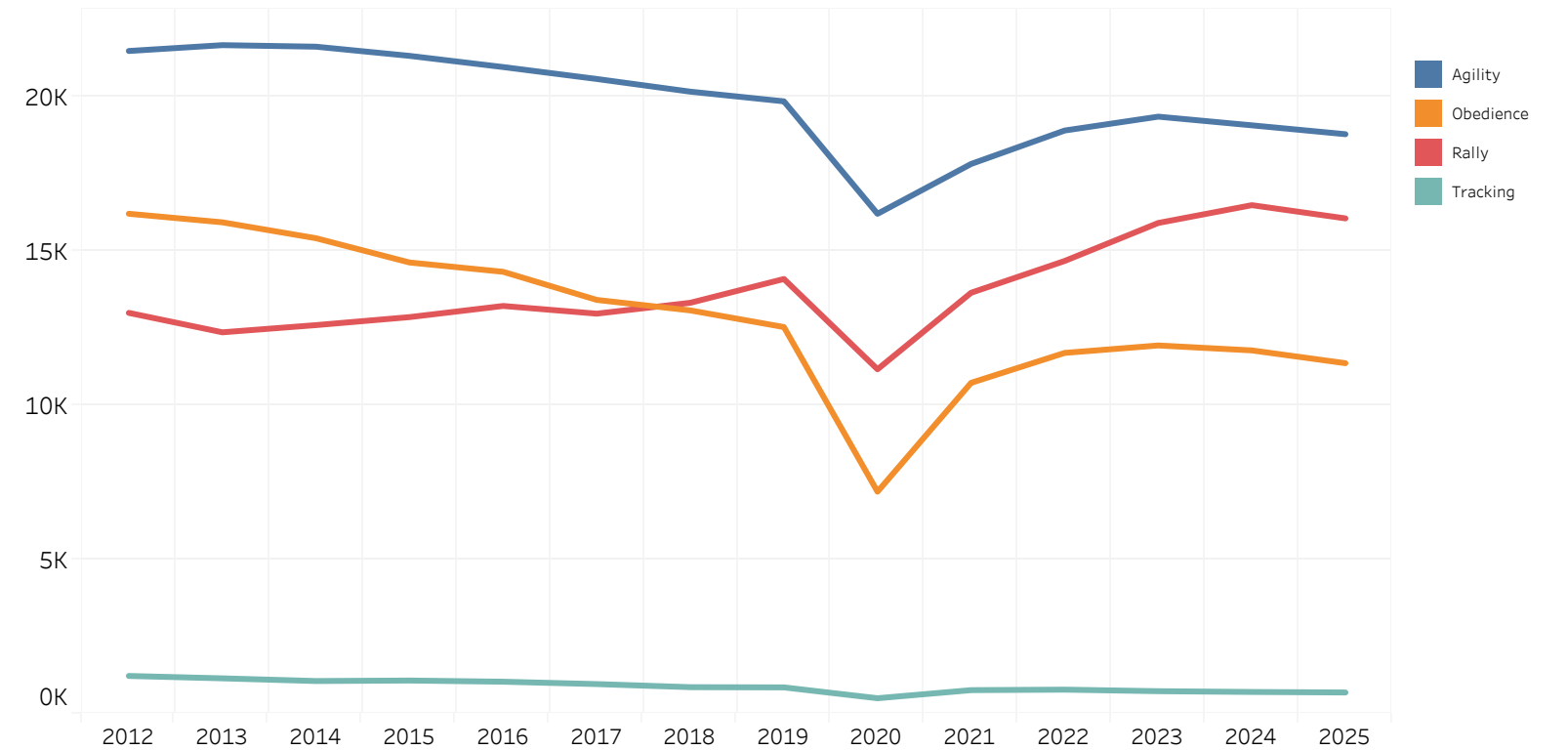
■ % Change Performance
 ■ % Change Companion
 ■ % Change Conformation

Performance: Total Unique Dogs Placing  
All Breed



■ Coonhound
 ■ Earthdog
 ■ Field Trial
 ■ Hunt Test
 ■ Herding
 ■ Farm Dog Certification
 ■ Lure Coursing
 ■ Coursing Ability Test
 ■ Fast CAT
 ■ Scent Work

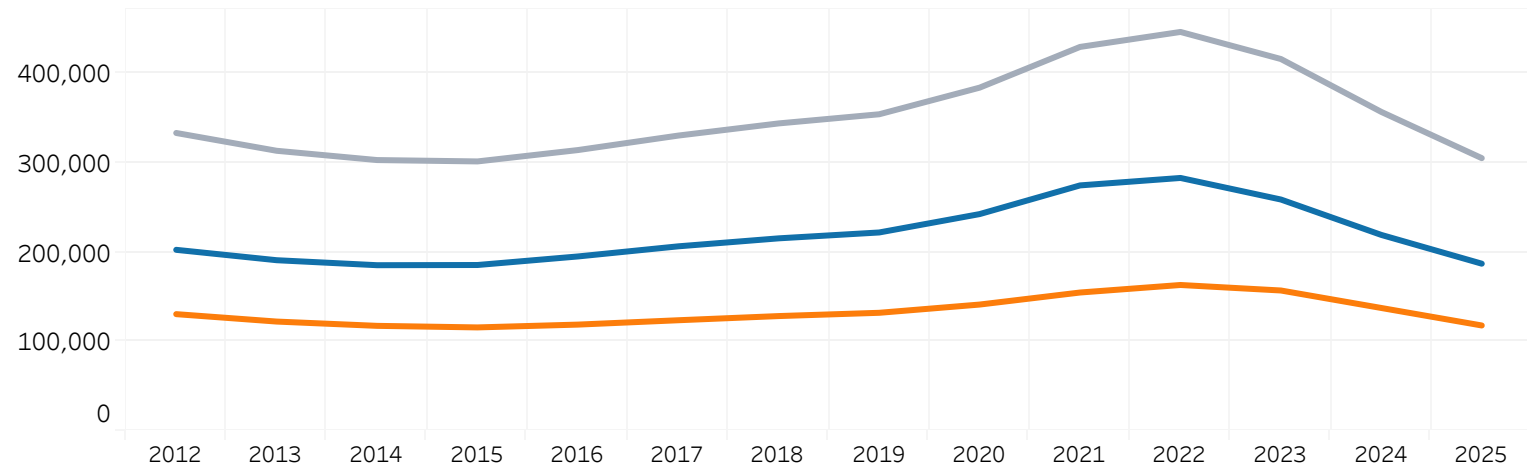
Companion: Total Unique Dogs Entered  
All Breed



■ Agility
 ■ Obedience
 ■ Rally
 ■ Tracking

### Breeding: Unique Individual Dogs and Bitches Bred Each Year

All Breed

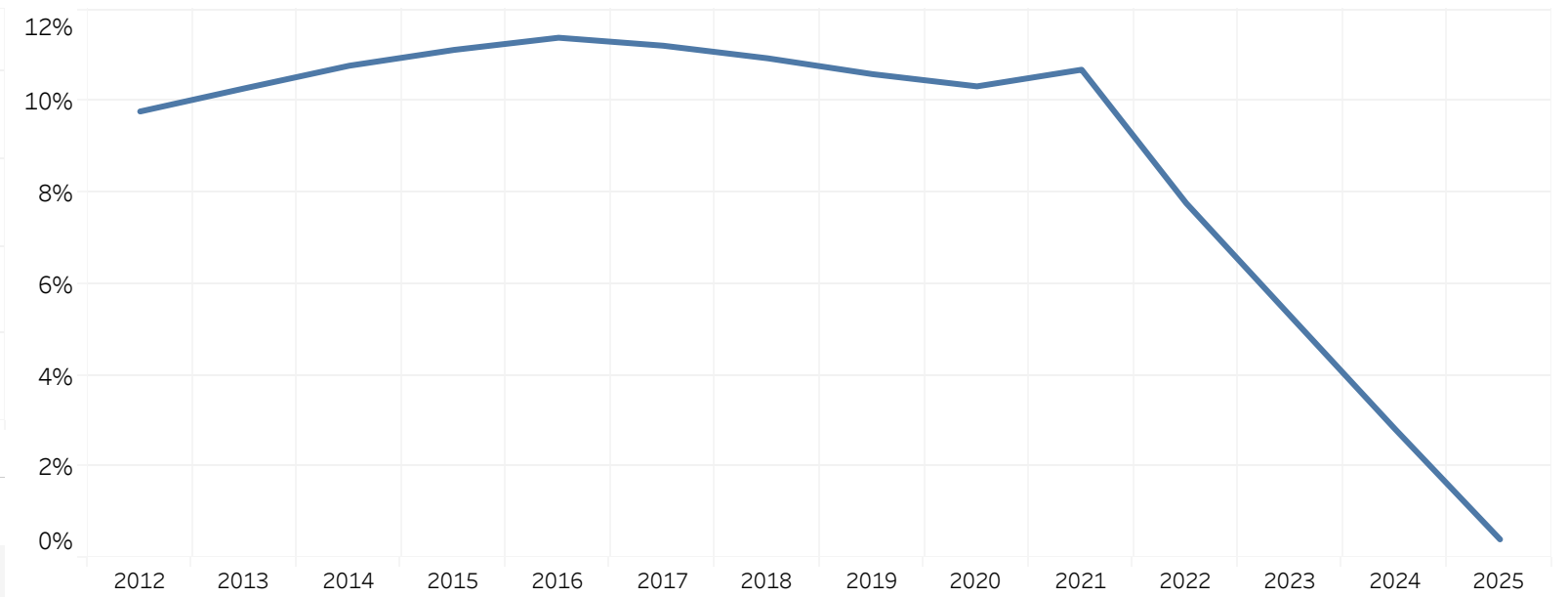


Unique Dogs Bred (each year)	130,703	122,414	117,612	115,863	119,008	123,888	128,559	132,214	141,434	154,901	163,317	157,158	137,591	118,035
Unique Bitches Bred (each year)	202,645	191,035	185,448	185,671	195,238	206,570	215,501	222,070	242,629	274,716	283,045	258,914	219,314	187,154
Total Bred (each year)	333,348	313,449	303,060	301,534	314,246	330,458	344,060	354,284	384,063	429,617	446,362	416,072	356,905	305,189

Unique Bitches Bred (each year) Unique Dogs Bred (each year) Total Bred (each year)

### % of Each Year's Litter Complement that have been Bred (to date)

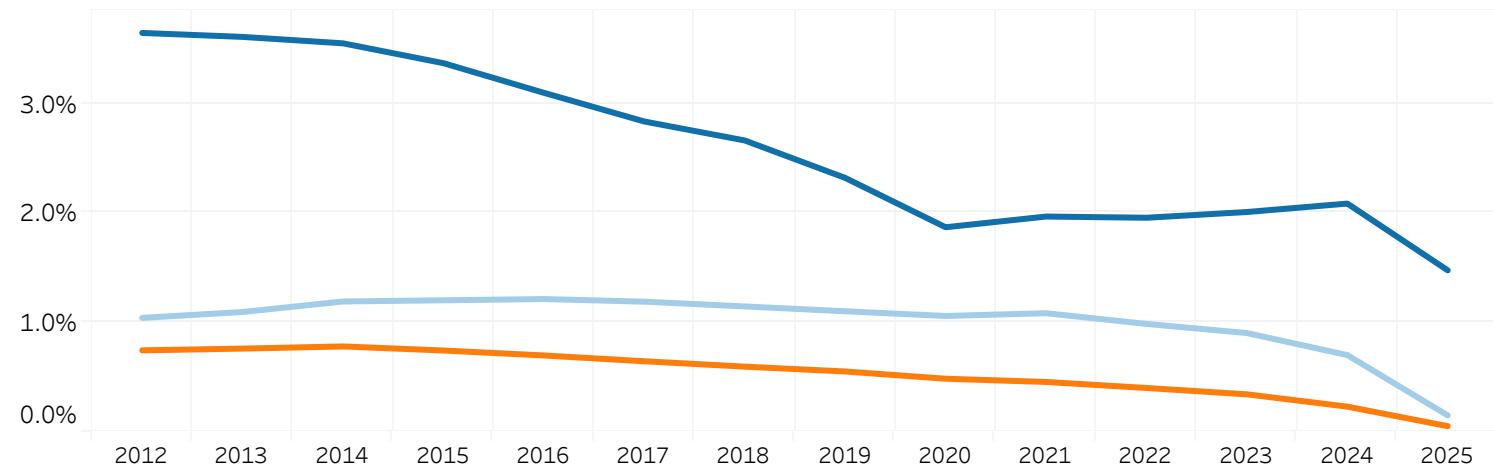
All Breed



2012	2013	2014	2015	2016	2017	2018	2019	2020	2021	2022	2023	2024	2025
9.8%	10.3%	10.8%	11.1%	11.4%	11.2%	10.9%	10.6%	10.3%	10.7%	7.8%	5.3%	2.8%	0.4%

### Competing: % of Each Year's Litter Competing in Sports

All Breed



% Complement in Companion (to date)	0.7%	0.8%	0.8%	0.7%	0.7%	0.6%	0.6%	0.6%	0.5%	0.5%	0.4%	0.3%	0.2%	0.1%
% Comp. Placing in Performance (to date)	1.0%	1.1%	1.2%	1.2%	1.2%	1.2%	1.1%	1.1%	1.1%	1.1%	1.0%	0.9%	0.7%	0.2%
% Complement in Conformation (to date)	3.6%	3.6%	3.5%	3.4%	3.1%	2.8%	2.7%	2.3%	1.9%	2.0%	2.0%	2.0%	2.1%	1.5%

% Comp. Placing in Performance (to date) % Complement in Conformation (to date) % Complement in Companion (to date)

# Spaniels (Welsh Springer)

as of 4/1/2026 8:57:57 AM

## Colors

Color Status	Color Code	Color	2012		2013		2014		2015		2016		2017		2018		2019		2020		2021		2022		2023		2024		2025	
			#	%	#	%	#	%	#	%	#	%	#	%	#	%	#	%	#	%	#	%	#	%	#	%	#	%	#	%
Standard	146	Red & White	210	100%	207	100%	189	100%	200	100%	249	100%	182	100%	198	100%	189	100%	210	100%	274	100%	251	100%	187	100%	174	100%	134	100%
<b>Grand Total</b>			<b>210</b>	<b>100%</b>	<b>207</b>	<b>100%</b>	<b>189</b>	<b>100%</b>	<b>200</b>	<b>100%</b>	<b>249</b>	<b>100%</b>	<b>182</b>	<b>100%</b>	<b>198</b>	<b>100%</b>	<b>189</b>	<b>100%</b>	<b>210</b>	<b>100%</b>	<b>274</b>	<b>100%</b>	<b>251</b>	<b>100%</b>	<b>187</b>	<b>100%</b>	<b>174</b>	<b>100%</b>	<b>134</b>	<b>100%</b>

# Welsh Springer Spaniel Club of America, Inc.

## Spaniels (Welsh Springer)

### Unique Litters

	2016	2017	2018	2019	2020	2021	2022	2023	2024	2025
Litters (PC Members)	35	28	30	22	25	27	39	29	25	32
Litters (Non-PC Members)	16	17	17	26	24	35	19	10	8	12
Litters (Total)	51	45	47	48	49	62	58	39	33	44
PC % of Litters	69%	62%	64%	46%	51%	44%	67%	74%	76%	73%

### Unique Litter Owners

All Litter Owners (PC Members)	38	33	41	24	25	31	45	33	23	36
All Litter Owners (Non-PC Members)	34	32	27	29	38	50	41	28	23	24
All Litter Owners (Total)	72	65	68	53	63	81	86	61	46	60
PC % of All Litter Owners	53%	51%	60%	45%	40%	38%	52%	54%	50%	60%

Considers all breeders / litter owners listed for litters

### Unique Primary Litter Owners

Primary Litter Owners (PC Members)	29	24	23	18	20	18	34	25	17	27
Primary Litter Owners (Non-PC Members)	16	18	18	18	22	31	17	13	10	11
Primary Litter Owners (Total)	45	42	41	36	42	49	51	38	27	38
PC % of Primary Litter Owners	64%	57%	56%	50%	48%	37%	67%	66%	63%	71%

Considers only the primary (first) breeder / litter owner listed for litters

**NOTES:**

This data is only as accurate as the membership lists submitted by each Parent Club through the web-based Club Membership Upload Tool and our ability to use email addresses to match members to litters.

“Litter Owner” is used to refer to individuals who are listed as a breeder or owner of a litter.

